

±0.00 FFL on GF = +4.64 m AMSL
 All dimensions are structural!
 All internal levels (sll, ceilings, beams) are measured from FFL. This drawing is to be viewed together with all consultant documentation (structural engineer, M&E, fire safety strategy, supplier, etc.). Any discrepancies shown are to be notified to the design team immediately.

Legend plan

- FFL finished floor level
- SFL structural floor level
- ACL finished ceiling level
- SCL structural ceiling level

Walls

- noggings to install in kitchen and TV areas
- moisture resistant construction in bathrooms/kitchens
- internal fire spread - no Class 3 walls and ceilings finishes
- roof fire spread - min Class B
- external wall fire spread - A2-s1, d0 or better

- F120 - main stair enclosure - block/drywall
- F60 - party walls/floors - drywall/block/concrete
- F30 - protective partitions - drywall
- Partitions - drywall
- Pre-wall shell - drywall
- Moisture resistant construction

- FD60S 60min fire door (smoke seal/self-closer)
- FD30S 30min fire door (smoke seal/self-closer)
- FD30 30min fire door

- S Smoke detector
- H Heat detector
- B Fire alarm sounder/bell
- E Emergency lighting
- ES Escape signage
- WS Wayfinding signage
- SP Sprinkler area (AWFSS Category 2)
- DRM Dry rising mains
- FRIZ Escape route exclusion zone
- AFD Automatic fire detection system (LD1 in each flat)
- FACP Fire alarm control panel
- PV emergency switch
- EVC Emergency voice communication

acD absorption Class C or D in common parts

- W Water supply
- SVP Soil Vent Pipe
- RVP Rain Water downpipe
- Drain Main Drainage run (2pc fall)
- MH Manhole

- MV Mechanical vent
- MSVS Mechanical smoke ventilation system
- AOV1 Automatic opening smoke vent (MSVS)
- AOV2 Automatic opening smoke vent (access hatch)
- AC Air condition unit x

- TC Telecoms supply
- EL Electric supply
- CU Consumer Unit
- Gas Gas supply

Wall types (with British-Gypsum code)

- 1A 250mm Partywall 60dB/F60 - A216013 (EN)
- 1C 225mm Partywall 53dB/F60 - L216017F (EN)
- 1D 200mm Partywall 55dB/F60 - A216014 (EN)
- 2B 200mm Liftshaft 55dB/F60 - A216014 (EN)
- 3A 170mm Stairwall 53dB/F120 - rendered blockwork
- 3B 200mm Stairwall 55dB/F120 - x216011 (EN)
- 3C 100mm Stairwall /F120 - A206067A (EN)
- 4A 130mm Commonpart 53dB/F60 - rend. blockwork
- 4B see 1D
- 4C 102mm Riserwall /F60 - A206078 (EN)
- 5A 97mm Partition 40dB/F30 - A206045 (EN)
- 5B 80mm Partition 40dB/F30 - A206034 (EN)
- 5C 65mm Pre-shell
- 5D 132mm Partition (tall) - A206016 (B) (EN)
- 6C 60mm External wall lining 0.3Uv - i.e. Celotex
- 6D 48mm External wall lining 0.5Uv - i.e. ThermaLine
- 6E 280mm External wall 0.18Uv - i.e. FrameTherm

spaceAgent

Architects and Designers
 London+Heidelberg+Barcelona+Brussels
 www.spaceagent.com
 mail@spaceagent.com
 spaceAgent Architects Ltd. is a RIBA Chartered Practice

Conversion to residential
 227 Shepherds Bush Road
 London W6 7AS

client
 227 SBR LTD
 30 St Johns Road
 Woking GU21 7SA

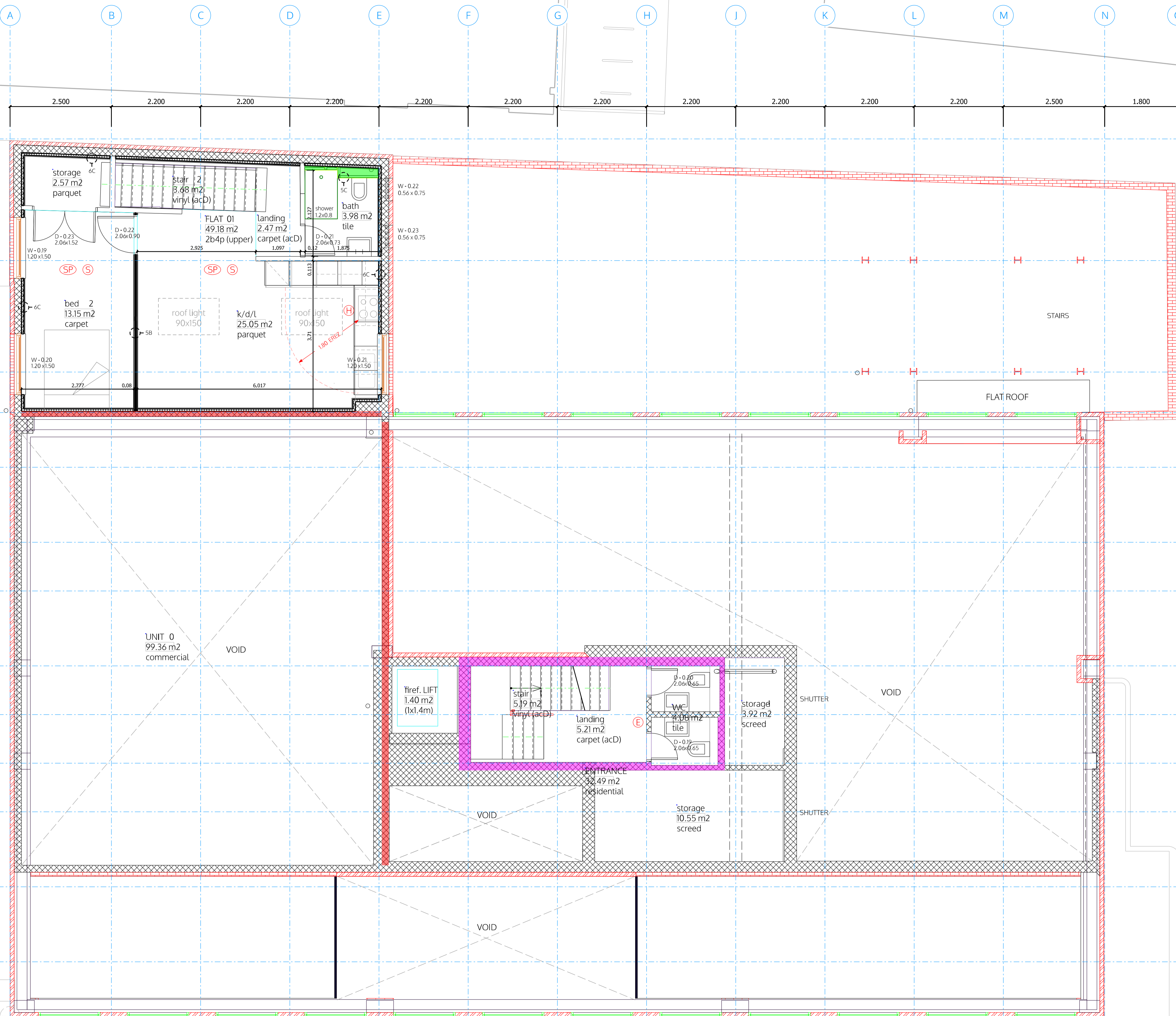
GROUND FLOOR

DRAFT GA	
1:100 @A3	1:50 @A1
28.01.2026	
MH	

SHE_PO1f14

no. name date scale status

NORTH



MEZZANINE FLOOR

BUS

±0.00 FFL on GF = +4.64 m AMSL

All dimensions are structural!
All internal levels (sill, ceilings, beams) are measured from FFL. This drawing is to be viewed together with all consultant documentation (structural engineer, M&E, fire safety strategy, supplier, etc.). Any discrepancies shown are to be notified to the design team immediately.

Legend plan

- FFL finished floor level
- SFL structural floor level
- FCL finished ceiling level
- SCL structural ceiling level

Walls

- noggings to install in kitchen and TV areas
- moisture resistant construction in bathrooms/kitchens
- internal fire spread - no Class 3 walls and ceilings finishes
- roof fire spread - min Class B
- external wall fire spread - A2-s1, d0 or better
- F120 - main stair enclosure - block/drywall
- F60 - party walls/floors - drywall/block/concrete
- F30 - protective partitions - drywall
- Partitions - drywall
- Pre-wall shell - drywall
- Moisture resistant construction

- FD60S 60min fire door (smoke seal/self-closer)
- FD30S 30min fire door (smoke seal/self-closer)
- FD30 30min fire door

- S Smoke detector
- H Heat detector
- B Fire alarm sounder/bell
- E Emergency lighting
- ES Escape signage
- WS Wayfinding signage
- SP Sprinkler area (AWFSS Category 2)
- DRM Dry rising mains
- FRIZ Escape route exclusion zone
- AFD Automatic fire detection system (LD1 in each flat)
- FACP Fire alarm control panel
- PVES PV emergency switch
- EVC Emergency voice communication

- acD absorption Class C or D in common parts
- W Water supply
- SVP Soil Vent Pipe
- RVP Rain Water downpipe
- Drain Main Drainage run (2pc fall)
- MH Manhole
- MV Mechanical vent
- MSVS Mechanical smoke ventilation system
- AOV1 Automatic opening smoke vent (MSVS)
- AOV2 Automatic opening smoke vent (access hatch)
- AC Air condition unit x
- TC Telecoms supply
- EL Electric supply
- CU Consumer Unit
- Gas Gas supply

- ### Wall types (with British-Gypsum code)
- 1A 250mm Partywall 60dB/F60 - A216013 (EN)
 - 1C 225mm Partywall 53dB/F60 - L216017F (EN)
 - 1D 200mm Partywall 55dB/F60 - A216014 (EN)
 - 2B 200mm Liftshaft 55dB/F60 - A216014 (EN)
 - 3A 170mm Stairwall 53dB/F120 - rendered blockwork
 - 3B 200mm Stairwall 55dB/F120 - x216011 (EN)
 - 3C 100mm Stairwall /F120 - A206067A (EN)
 - 4A 130mm Commonpart 53dB/F60 - rend. blockwork
 - 4B see ID
 - 4C 102mm Riserwall /F60 - A206078 (EN)
 - 5A 97mm Partition 40dB/F30 - A206045 (EN)
 - 5B 80mm Partition 40dB/F30 - A206034 (EN)
 - 5C 65mm Pre-shell
 - 5D 132mm Partition (tall) - A206016 (B) (EN)
 - 6C 60mm External wall lining 0.3Uv - i.e. Celotex
 - 6D 48mm External wall lining 0.5Uv - i.e. ThermoLine
 - 6E 280mm External wall 0.18Uv - i.e. FrameTherm

spaceAgent

Architects and Designers
London-Heidelberg-Barcelona-Brussels
spaceAgent Architects Ltd. is a RIBA Chartered Practice

www.spaceagent.com
mail@spaceagent.com

Conversion to residential
227 Shepherds Bush Road
London W6 7AS

227 SBR LTD
30 St Johns Road
Woking GU21 7SA

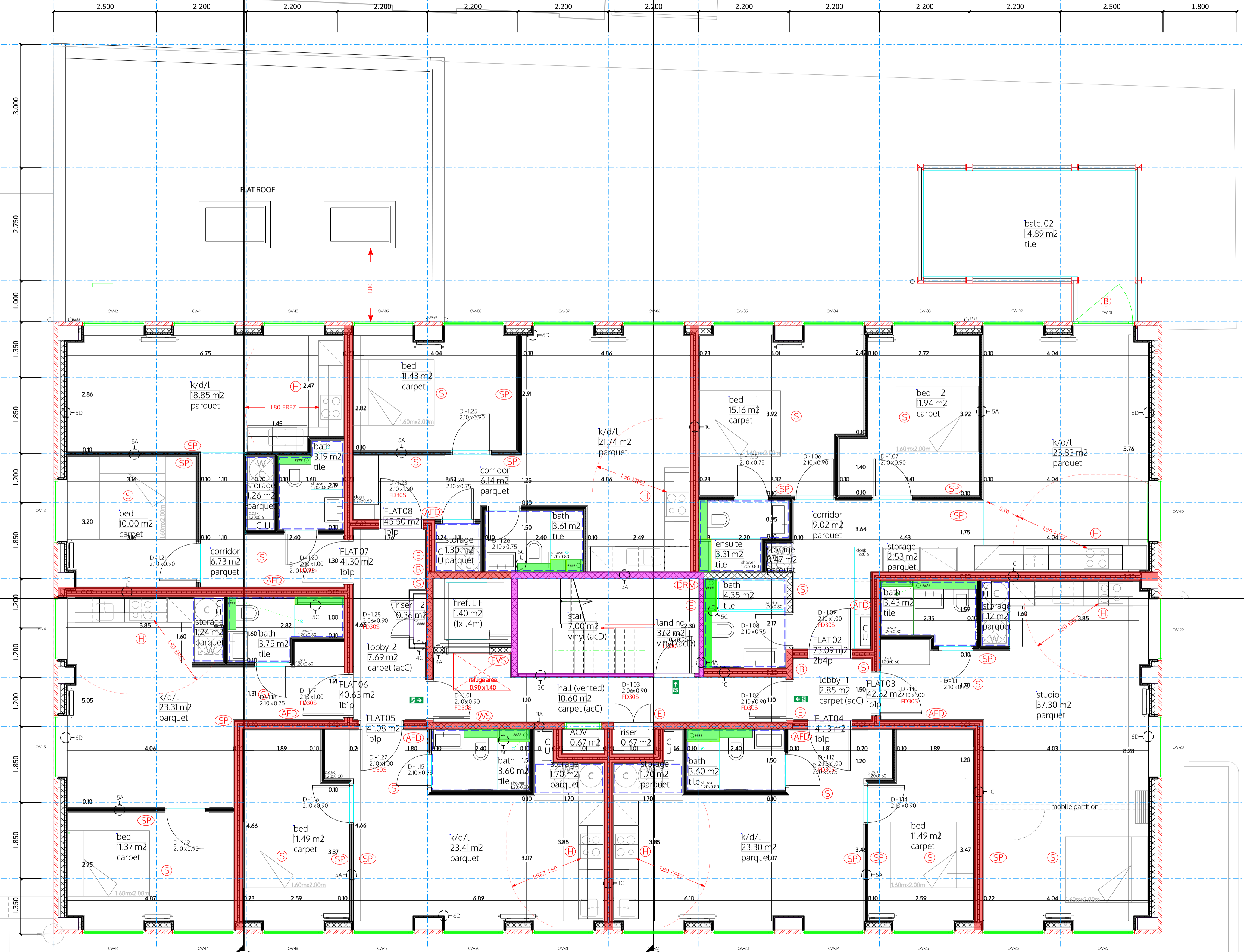
MEZZANINE FLOOR

DRAFT GA	
1:100 @A3	1:50 @A1
28.01.2026	
MH	
SHE_P02f14	

no. name date scale status sheet client project © ALL COPYRIGHTS RESERVED m. 10

NORTH

A B C D E F G H J K L M N O



FIRST FLOOR

BUS

±0.00 FFL on GF = +4.64 m AMSL
All dimensions are structural!
All internal levels (sill, ceilings, beams) are measured from FFL. This drawing is to be viewed together with all consultant documentation (structural engineer, M&E, fire safety strategy, supplier, etc.). Any discrepancies shown are to be notified to the design team immediately.

Legend plan
FFL finished floor level
SFL structural floor level
FCL finished ceiling level
SCL structural ceiling level
Walls

Notes:
noggings to install in kitchen and TV areas
moisture resistant construction in bathrooms/kitchens
internal fire spread - no Class 3 walls and ceilings finishes
roof fire spread - min Class B
external wall fire spread - A2-s1, d0 or better
F120 - main stair enclosure - block/drywall
F60 - party walls/floors - drywall/block/concrete
F30 - protective partitions - drywall
Partitions - drywall
Pre-wall shell - drywall
Moisture resistant construction

FD60S 60min fire door (smoke seal/self-closer)
FD30S 30min fire door (smoke seal/self-closer)
FD30 30min fire door

S Smoke detector
H Heat detector
B Fire alarm sounder/bell
E Emergency lighting
ES Escape signage
WS Wayfinding signage
SP Sprinkler area (AWFSS Category 2)
DRM Dry rising mains
ERZ Escape route exclusion zone
AFD Automatic fire detection system (LD1 in each flat)
FACP Fire alarm control panel
PVES PV emergency switch
EVC Emergency voice communication

acD absorption Class C or D in common parts
W Water supply
SVP Soil Vent Pipe
RVP Rain Water downpipe
D Main Drainage run (2pc fall)
MH Manhole
MV Mechanical vent
MSVS Mechanical smoke ventilation system
AOV1 Automatic opening smoke vent (MSVS)
AOV2 Automatic opening smoke vent (access hatch)
AC Air condition unit x
TC Telecoms supply
EL Electric supply
CU Consumer Unit
G Gas supply

Wall types (with British-Gypsum code)
1A 250mm Partywall 60dB/F60 - A216013 (EN)
1C 225mm Partywall 53dB/F60 - L216017 (EN)
1D 200mm Partywall 55dB/F60 - A216014 (EN)
2B 200mm Liftshaft 55dB/F60 - A216014 (EN)
3A 170mm Stairwall 53dB/F120 - rendered blockwork
3B 200mm Stairwall 55dB/F120 - x216011 (EN)
3C 100mm Stairwall /F120 - A206067A (EN)
4A 130mm Commonpart 53dB/F60 - rend. blockwork
4B see ID
4C 102mm Riservall /F60 - A206078 (EN)
5A 97mm Partition 40dB/F30 - A206045 (EN)
5B 80mm Partition 40dB/F30 - A206034 (EN)
5C 65mm Pre-shell
5D 132mm Partition (tall) - A206016 (B) (EN)
6C 60mm External wall lining 0.3Uv - i.e. Celotex
6D 48mm External wall lining 0.5Uv - i.e. Thermaline
6E 280mm External wall 0.18Uv - i.e. FrameTherm

spaceAgent
Architects and Designers
London-Heidelberg-Barcelona-Brussels
www.spaceagent.com
mail@spaceagent.com
spaceAgent Architects Ltd. is a RIBA Chartered Practice

Conversion to residential
227 Shepherds Bush Road
London W6 7AS

227 SBR LTD
30 St Johns Road
Woking GU21 7SA

FIRST FLOOR

DRAFT GA	
1:100 @A3	1:50 @A1
28.01.2026	
MH	
SHE_P03f14	

no. name date scale status

all dimensions to be checked on site
© ALL COPYRIGHTS RESERVED

NORTH

±0.00 FFL on GF = +4.64 m AMSL

All dimensions are structural!
All internal levels (slab, ceilings, beams) are measured from FFL. This drawing is to be viewed together with all consultant documentation (structural engineer, M&E, fire safety strategy, supplier, etc.). Any discrepancies shown are to be notified to the design team immediately.

Legend plan

FFL finished floor level
SFL structural floor level
FCL finished ceiling level
SCL structural ceiling level

Walls

Notes:
noggings to install in kitchen and TV areas
moisture resistant construction in bathrooms/kitchens
internal fire spread - no Class 3 walls and ceilings finishes
roof fire spread - min Class B
external wall fire spread - A2-s1, d0 or better

F120 - main stair enclosure - block/drywall
F60 - party walls/floors - drywall/block/concrete
F30 - protective partitions - drywall
Partitions - drywall
Pre-wall shell - drywall
Moisture resistant construction

FD60S 60min fire door (smoke seal/self-closer)
FD30S 30min fire door (smoke seal/self-closer)
FD30 30min fire door

S Smoke detector
H Heat detector
B Fire alarm sounder/bell
E Emergency lighting
ES Escape signage
ES Wayfinding signage
WS Sprinkler area (AWFSS Category 2)
SP Dry rising mains
DRM Dry rising mains
ERZ Escape route exclusion zone
AFD Automatic fire detection system (LD1 in each flat)
FACP Fire alarm control panel
PVES PV emergency switch
EVC Emergency voice communication

acD absorption Class C or D in common parts

W Water supply
SVP Soil Vent Pipe
RVP Rain Water downpipe
DR Main Drainage run (2pc fall)
MH Manhole
MV Mechanical vent
MSVS Mechanical smoke ventilation system
AOV1 Automatic opening smoke vent (MSVS)
AOV2 Automatic opening smoke vent (access hatch)
AC Air condition unit x

TC Telecoms supply
EL Electric supply
CU Consumer Unit
Gas Gas supply

Wall types (with British-Gypsum code)

1A 250mm Partywall 60dB/F60 - A216013 (EN)
1C 225mm Partywall 53dB/F60 - L216017 (EN)
1D 200mm Partywall 55dB/F60 - A216014 (EN)
2B 200mm Liftshaft 55dB/F60 - A216014 (EN)
3A 170mm Stairwall 53dB/F120 - rendered blockwork
3B 200mm Stairwall 55dB/F120 - x216011 (EN)
3C 100mm Stairwall /F120 - A206067A (EN)
4A 130mm Commonpart 53dB/F60 - rend. blockwork
4B see ID
4C 102mm Riservall /F60 - A206078 (EN)
5A 97mm Partition 40dB/F30 - A206045 (EN)
5B 80mm Partition 40dB/F30 - A206034 (EN)
5C 65mm Pre-shell
5D 132mm Partition (tall) - A206016 (B) (EN)
6C 60mm External wall lining 0.3Uv - i.e. Celotex
6D 48mm External wall lining 0.5Uv - i.e. ThermaLine
6E 280mm External wall 0.18Uv - i.e. FrameTherm

spaceAgent

Architects and Designers
London-Heidelberg-Barcelona-Brussels
www.spaceagent.com
mail@spaceagent.com
spaceAgent Architects Ltd. is a RIBA Chartered Practice

Conversion to residential
227 Shepherds Bush Road
London W6 7AS

227 SBR LTD
30 St Johns Road
Woking GU21 7SA

SECOND FLOOR

DRAFT GA

1:100 @A3
1:50 @A1

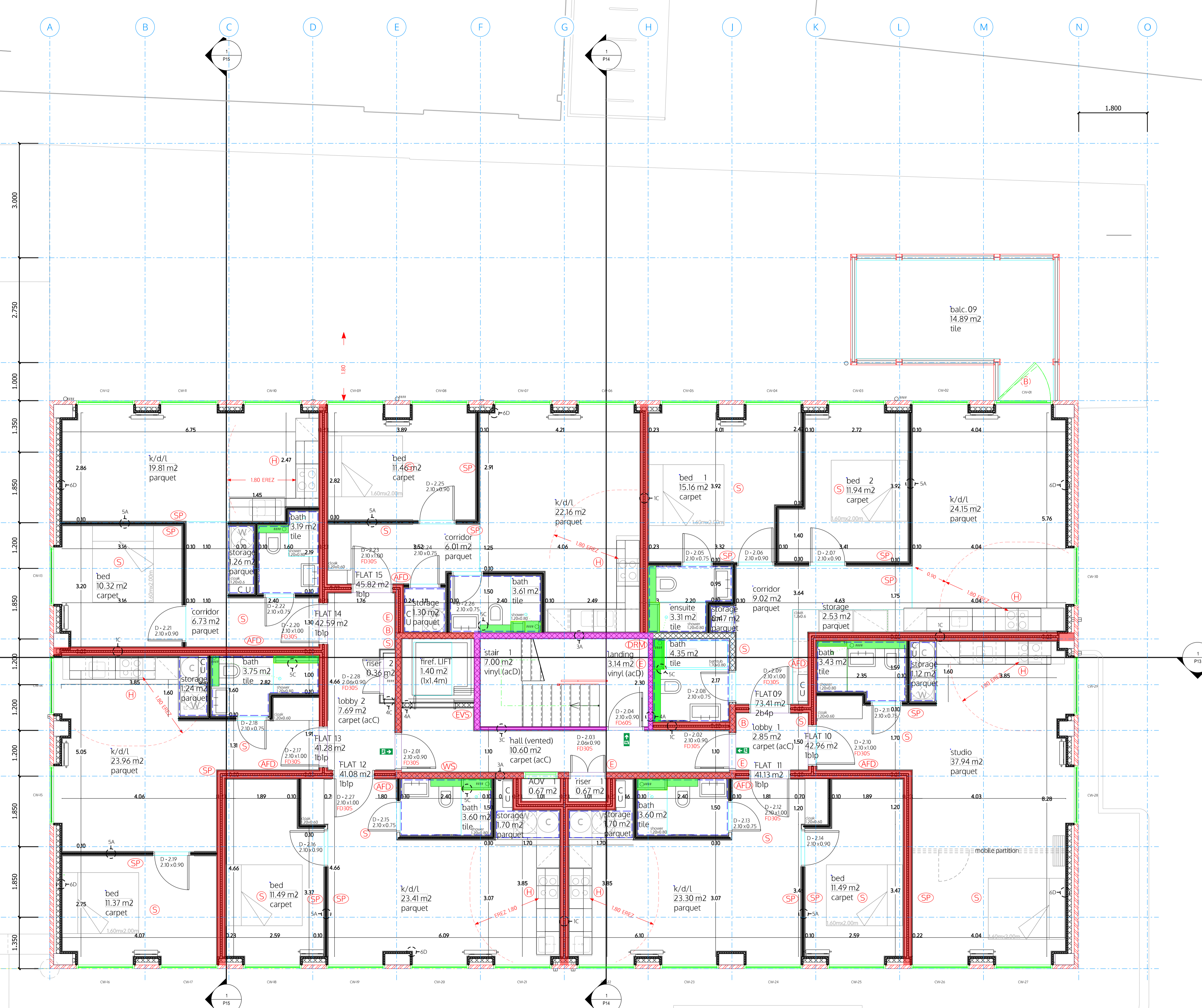
28.01.2026

MH

SHE_P04f14

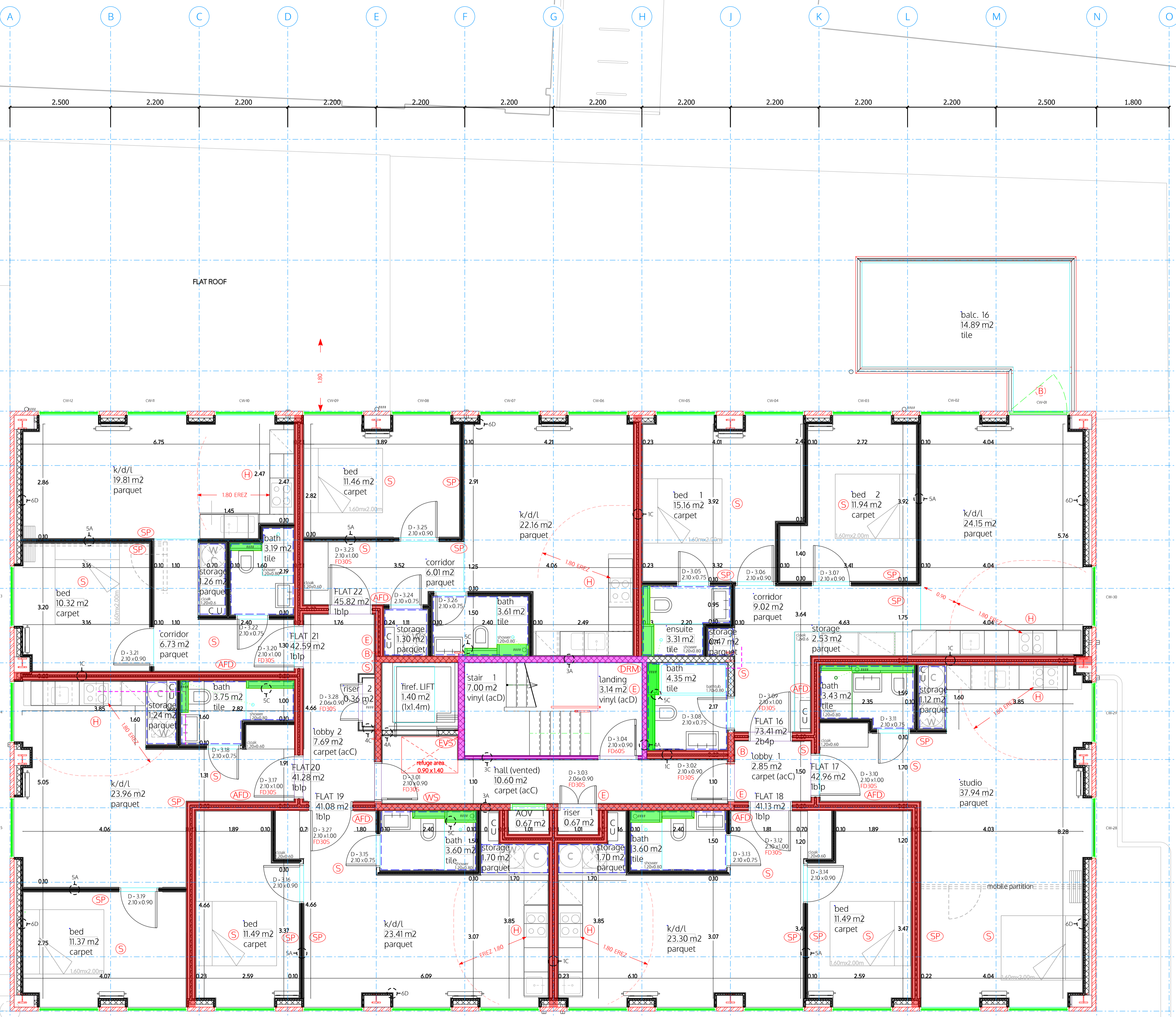
SECOND FLOOR

BUS



no. name date scale status project client title

NORTH



THIRD FLOOR

BUS

- ±0.00 FFL on GF = +4.64 m AMSL
All dimensions are structural!
- All internal levels (sll, ceilings, beams) are measured from FFL. This drawing is to be viewed together with all consultant documentation (structural engineer, M&E, fire safety strategy, supplier, etc.). Any discrepancies shown are to be notified to the design team immediately.
- Legend plan
- FFL finished floor level
 - SFL structural floor level
 - FCL finished ceiling level
 - SCL structural ceiling level
- Walls
- moisture resistant construction in bathrooms/kitchens
 - internal fire spread - no Class 3 walls and ceilings finishes
 - roof fire spread - min Class B
 - external wall fire spread - A2-s1, d0 or better
 - F120 - main stair enclosure - block/drywall
 - F60 - party walls/floors - drywall/block/concrete
 - F30 - protective partitions - drywall
 - Partitions - drywall
 - Pre-wall shell - drywall
 - Moisture resistant construction
- Notes:
- noggings to install in kitchen and TV areas
 - internal fire spread - no Class 3 walls and ceilings finishes
 - roof fire spread - min Class B
 - external wall fire spread - A2-s1, d0 or better
 - F120 - main stair enclosure - block/drywall
 - F60 - party walls/floors - drywall/block/concrete
 - F30 - protective partitions - drywall
 - Partitions - drywall
 - Pre-wall shell - drywall
 - Moisture resistant construction
- FD60S 60min fire door (smoke seal/self-closer)
FD30S 30min fire door (smoke seal/self-closer)
FD30 30min fire door
- S Smoke detector
H Heat detector
B Fire alarm sounder/bell
E Emergency lighting
ES Escape signage
ES Wayfinding signage
WS Sprinkler area (AWFSS Category 2)
SP Dry rising mains
DRM Dry rising mains
ERZ Escape route exclusion zone
AFD Automatic fire detection system (LD1 in each flat)
FACP Fire alarm control panel
PVS PV emergency switch
EVC Emergency voice communication
- acD absorption Class C or D in common parts
- W Water supply
SVP Soil Vent Pipe
RVP Rain Water downpipe
DR Main Drainage run (2pc fall)
MH Manhole
- MV Mechanical vent
MSVS Mechanical smoke ventilation system
AOV1 Automatic opening smoke vent (MSVS)
AOV2 Automatic opening smoke vent (access hatch)
AC Air condition unit x
- TC Telecoms supply
EL Electric supply
CU Consumer Unit
Gas Gas supply
- Wall types (with British-Gypsum code)
- 1A 250mm Partywall 60dB/F60 - A216013 (EN)
 - 1C 225mm Partywall 53dB/F60 - L216017F (EN)
 - 1D 200mm Partywall 55dB/F60 - A216014 (EN)
 - 2B 200mm Liftshaft 55dB/F60 - A216014 (EN)
 - 3A 170mm Stairwall 53dB/F120 - rendered blockwork
 - 3B 200mm Stairwall 55dB/F120 - x216011 (EN)
 - 3C 100mm Stairwall /F120 - A206067A (EN)
 - 4A 130mm Commonpart 53dB/F60 - rend. blockwork
 - 4B see ID
 - 4C 102mm Riservall /F60 - A206078 (EN)
 - 5A 97mm Partition 40dB/F30 - A206045 (EN)
 - 5B 80mm Partition 40dB/F30 - A206034 (EN)
 - 5C 65mm Pre-shell
 - 5D 132mm Partition (tall) - A206016 (B) (EN)
 - 6C 60mm External wall lining 0.3Uv - i.e. Celotex
 - 6D 48mm External wall lining 0.5Uv - i.e. Thermaline
 - 6E 280mm External wall 0.18Uv - i.e. FrameTherm

- no. name date scale status
- PROJECT client
- conversion to residential
227 Shepherds Bush Road
London W6 7AS
- 227 SBR LTD
30 St Johns Road
Woking GU21 7SA
- THIRD FLOOR

- no. name date scale status
- PROJECT client
- conversion to residential
227 Shepherds Bush Road
London W6 7AS
- 227 SBR LTD
30 St Johns Road
Woking GU21 7SA
- THIRD FLOOR

spaceAgent

Architects and Designers
London-Heidelberg-Barcelona-Brussels
www.spaceagent.com
mail@spaceagent.com
spaceAgent Architects Ltd. is a RIBA Chartered Practice

DRAFT GA

1:100 @A3
1:50 @A1

28.01.2026

MH

SHE_P05f14

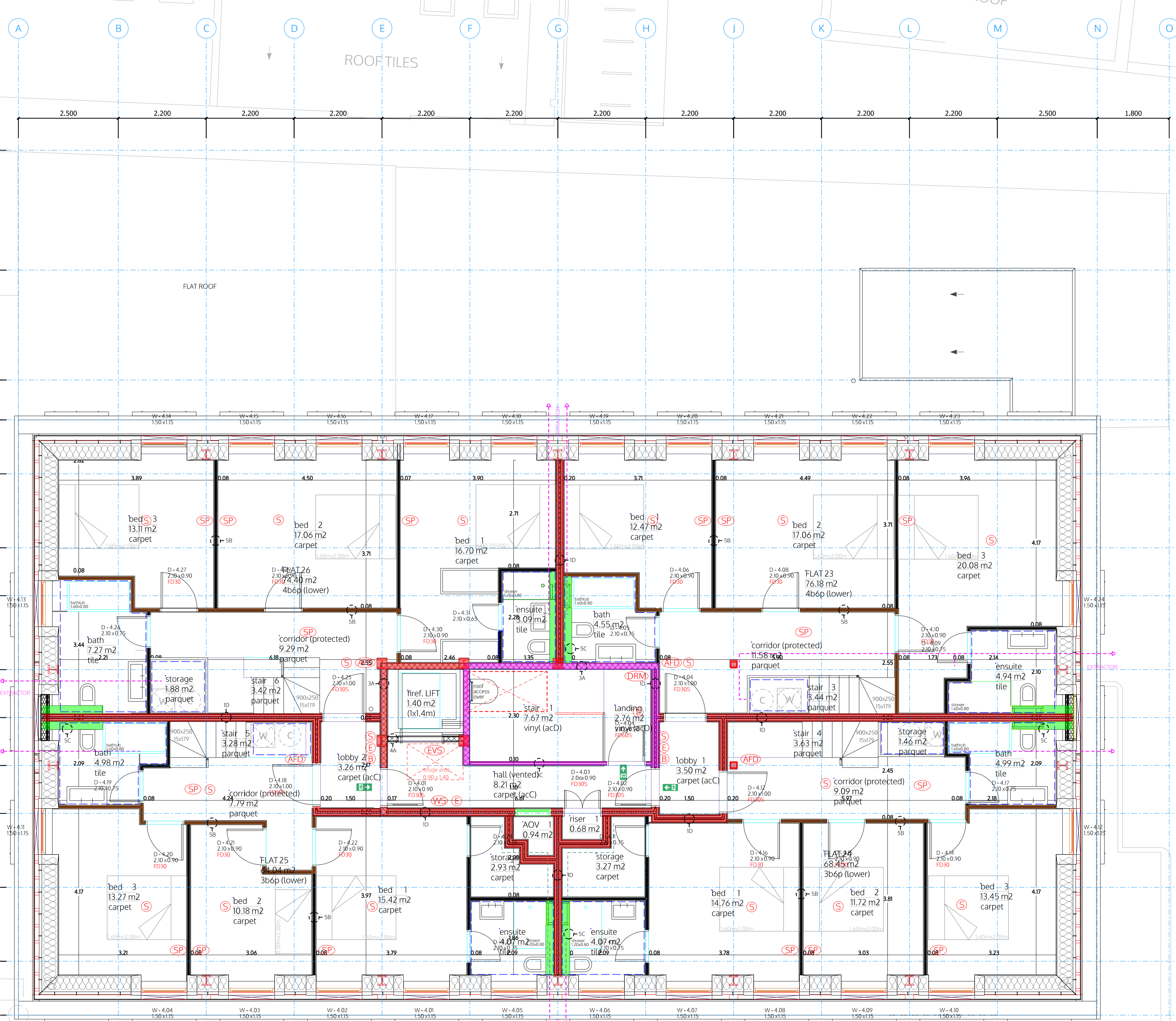
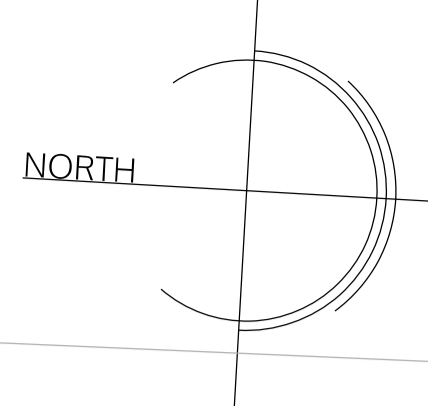
DRAFT GA

1:100 @A3
1:50 @A1

28.01.2026

MH

SHE_P05f14



FOURTH FLOOR BUS

±0.00 FFL on GF = +4.64 m AMSL
All dimensions are structural!
All internal levels (sill, ceilings, beams) are measured from FFL. This drawing is to be viewed together with all consultant documentation (structural engineer, M&E, fire safety strategy, supplier, etc.). Any discrepancies shown are to be notified to the design team immediately.

Legend plan
FFL finished floor level
SFL structural floor level
FCL finished ceiling level
SCL structural ceiling level
Walls

Notes:
noggings to install in kitchen and TV areas
moisture resistant construction in bathrooms/kitchens
internal fire spread - no Class 3 walls and ceilings finishes
roof fire spread - min Class B
external wall fire spread - A2-s1, d0 or better
F120 - main stair enclosure - block/drywall
F60 - party walls/floors - drywall/block/concrete
F30 - protective partitions - drywall
Partitions - drywall
Pre-wall shell - drywall
Moisture resistant construction

FD60S 60min fire door (smoke seal/self-closer)
FD30S 30min fire door (smoke seal/self-closer)
FD30 30min fire door

S Smoke detector
H Heat detector
B Fire alarm sounder/bell
E Emergency lighting
ES Escape signage
ES Wayfinding signage
WS Sprinkler area (AWFSS Category 2)
SP Dry rising mains
DRM Dry rising mains
FRZ Escape route exclusion zone
AFD Automatic fire detection system (LD1 in each flat)
FACP Fire alarm control panel
PVES PV emergency switch
EVC Emergency voice communication

acD absorption Class C or D in common parts
W Water supply
SVP Soil Vent Pipe
RVP Rain Water downpipe
DRAIN Main Drainage run (2pc fall)
MH Manhole
MV Mechanical vent
MSVS Mechanical smoke ventilation system
AOV1 Automatic opening smoke vent (MSVS)
AOV2 Automatic opening smoke vent (access hatch)
AC Air condition unit x
TC Telecoms supply
EL Electric supply
CU Consumer Unit
Gas Gas supply

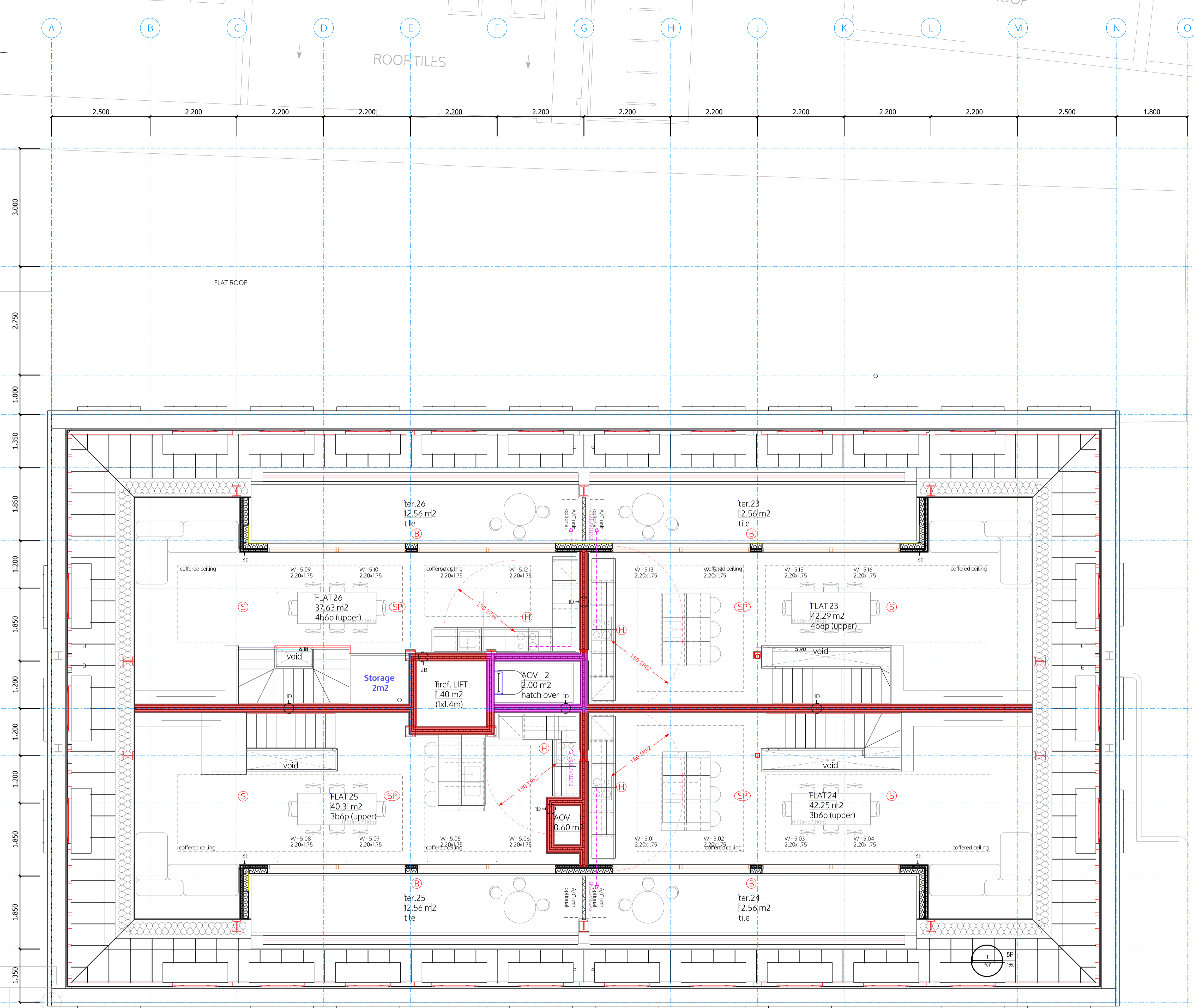
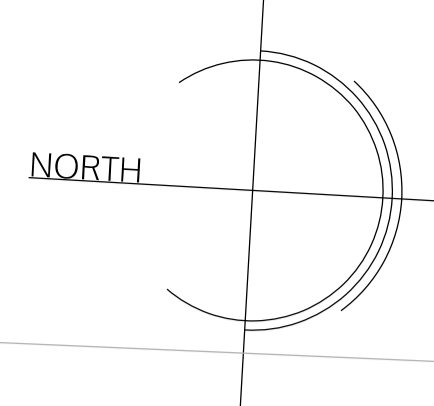
Wall types (with British-Gypsum code)
1A 250mm Partywall 60dB/F60 - A216013 (EN)
1C 225mm Partywall 53dB/F60 - L216017F (EN)
1D 200mm Partywall 55dB/F60 - A216014 (EN)
2B 200mm Liftshaft 55dB/F60 - A216014 (EN)
3A 170mm Stairwall 53dB/F120 - rendered blockwork
3B 200mm Stairwall 55dB/F120 - X216011 (EN)
3C 100mm Stairwall /F120 - A206067A (EN)
4A 130mm Commonpart 53dB/F60 - rend. blockwork
4B see ID
4C 102mm Riserwall /F60 - A206078 (EN)
5A 97mm Partition 40dB/F30 - A206045 (EN)
5B 80mm Partition 40dB/F30 - A206034 (EN)
5C 65mm Pre-shell
5D 132mm Partition (tall) - A206016 (B) (EN)
6C 60mm External wall lining 0.3Uv - i.e. Celotex
6D 48mm External wall lining 0.5Uv - i.e. Thermaline
6E 280mm External wall 0.18Uv - i.e. FrameTherm

spaceAgent
Architects and Designers
London-Helidelberg-Barcelona-Brussels
www.spaceagent.com
mail@spaceagent.com
spaceAgent Architects Ltd. is a RIBA Chartered Practice

Conversion to residential
227 Shepherds Bush Road
London W6 7AS
client: 227 SBR LTD
30 St Johns Road
Woking GU21 7SA
title: FOURTH FLOOR

DRAFT GA	
1:100 @A3	1:50 @A1
28.01.2026	
MH	
SHE_P06f14	

no. name date scale status project client title



FIFTH FLOOR

BUS

All dimensions are structural!
 All internal levels (sill, ceilings, beams) are measured from FFL. This drawing is to be viewed together with all consultant documentation (structural engineer, M&E, fire safety strategy, supplier, etc.). Any discrepancies shown are to be notified to the design team immediately.

Legend plan

- FFL finished floor level
- SFL structural floor level
- FCL finished ceiling level
- SCL structural ceiling level

Walls

- moisture resistant construction in kitchen and TV areas
- internal fire spread - no Class 3 walls and ceilings finishes
- roof fire spread - min Class B
- external wall fire spread - A2-s1, d0 or better
- F120 - main stair enclosure - block/drywall
- F60 - party walls/floors - drywall/block/concrete
- F30 - protective partitions - drywall
- Partitions - drywall
- Pre-wall shell - drywall
- Moisture resistant construction

Notes:

- 60min fire door (smoke seal/self-closer)
- 30min fire door (smoke seal/self-closer)
- 30min fire door
- S Smoke detector
- H Heat detector
- B Fire alarm sounder/bell
- E Emergency lighting
- ES Escape signage
- WS Wayfinding signage
- SP Sprinkler area (AVFSS Category 2)
- DRM Dry rising mains
- ERZ Escape route exclusion zone
- AFD Automatic fire detection system (LD1 in each flat)
- FACP Fire alarm control panel
- PVES PV emergency switch
- EVC Emergency voice communication

acD absorption Class C or D in common parts

- W Water supply
- SVP Soil Vent Pipe
- RVP Rain Water downpipe
- Drain Main Drainage run (2pc fall)
- MH Manhole
- MV Mechanical vent
- MSVS Mechanical smoke ventilation system
- AOV1 Automatic opening smoke vent (MSVS)
- AOV2 Automatic opening smoke vent (access hatch)
- AC Air condition unit x
- TC Telecoms supply
- EL Electric supply
- CU Consumer Unit
- Gas Gas supply

Wall types (with British-Gypsum code)

- 1A 250mm Partywall 60dB/F60 - A216013 (EN)
- 1C 225mm Partywall 53dB/F60 - L216017F (EN)
- 1D 200mm Partywall 55dB/F60 - A216014 (EN)
- 2B 200mm Liftshaft 55dB/F60 - A216014 (EN)
- 3A 170mm Stairwall 53dB/F120 - rendered blockwork
- 3B 200mm Stairwall 55dB/F120 - x216011 (EN)
- 3C 100mm Stairwall /F120 - A206067A (EN)
- 4A 130mm Commonpart 53dB/F60 - rend. blockwork see ID
- 4B 102mm Riserwall /F60 - A206078 (EN)
- 5A 97mm Partition 40dB/F30 - A206045 (EN)
- 5B 80mm Partition 40dB/F30 - A206034 (EN)
- 5C 65mm Pre-shell
- 5D 132mm Partition (tall) - A206016 (B) (EN)
- 6C 60mm External wall lining 0.3Uv - i.e. Celotex
- 6D 48mm External wall lining 0.5Uv - i.e. Thermaline
- 6E 280mm External wall 0.18Uv - i.e. FrameTherm

spaceAgent
 Architects and Designers
 London-Heidelberg-Barcelona-Brussels
 www.spaceagent.com
 mail@spaceagent.com

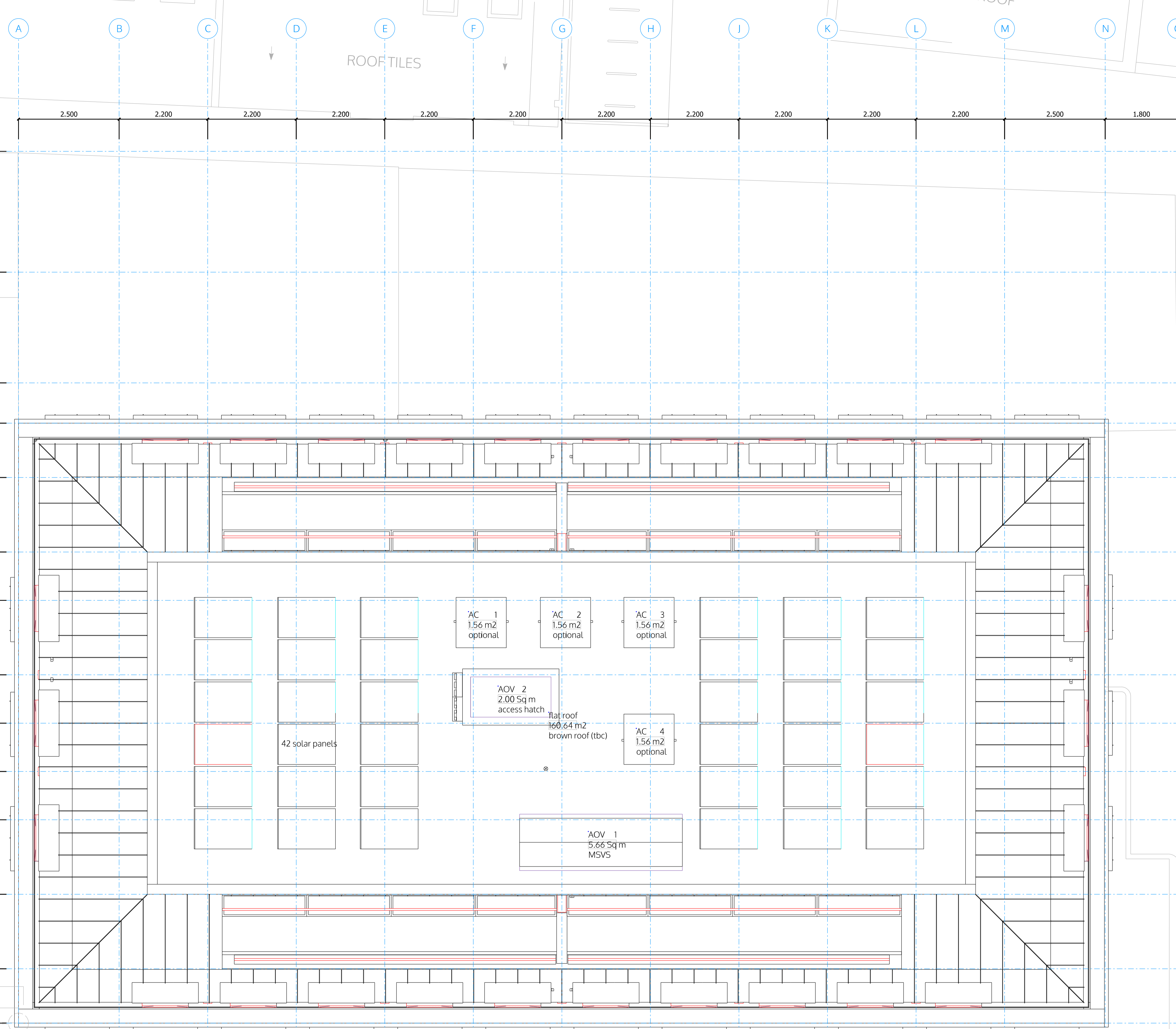
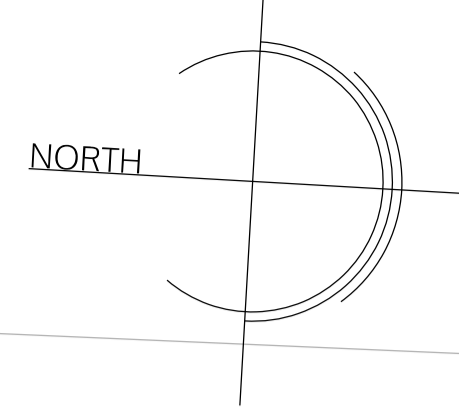
Conversion to residential
 227 Shepherds Bush Road
 London W6 7AS

227 SBR LTD
 30 St Johns Road
 Woking GU21 7SA

FIFTH FLOOR

DRAFT GA	
1:100 @A3	1:50 @A1
28.01.2026	
MH	
SHE_P07f14	

no. name date scale status sheet client project © ALL COPYRIGHTS RESERVED



ROOF PLAN

BUS

All dimensions are structural!
 ±0.00 FFL on GF = +4.64 m AMSL
 All internal levels (sill, ceilings, beams) are measured from FFL. This drawing is to be viewed together with all consultant documentation (structural engineer, M&E, fire safety strategy, supplier, etc.). Any discrepancies shown are to be notified to the design team immediately.

Legend plan
 FFL finished floor level
 SFL structural floor level
 FCL finished ceiling level
 SCL structural ceiling level
 Walls

Notes:
 noggings to install in kitchen and TV areas
 moisture resistant construction in bathrooms/kitchens
 internal fire spread - no Class 3 walls and ceilings finishes
 roof fire spread - min Class B
 external wall fire spread - A2-s1, d0 or better
 F120 - main stair enclosure - block/drywall
 F60 - party walls/floors - drywall/block/concrete
 F30 - protective partitions - drywall
 Partitions - drywall
 Pre-wall shell - drywall
 Moisture resistant construction

FD60S 60min fire door (smoke seal/self-closer)
 FD30S 30min fire door (smoke seal/self-closer)
 FD30 30min fire door
 S Smoke detector
 H Heat detector
 B Fire alarm sounder/bell
 E Emergency lighting
 ES Escape signage
 WS Wayfinding signage
 SP Sprinkler area (AWFSS Category 2)
 DRM Dry rising mains
 FREZ Escape route exclusion zone
 AFD Automatic fire detection system (LD1 in each flat)
 FACP Fire alarm control panel
 PVES PV emergency switch
 EVC Emergency voice communication

acD absorption Class C or D in common parts
 W Water supply
 SVP Soil Vent Pipe
 RVP Rain Water downpipe
 Drain Main Drainage run (2pc fall)
 MH Manhole
 MV Mechanical vent
 MSVS Mechanical smoke ventilation system
 AO1 Automatic opening smoke vent (MSVS)
 AO2 Automatic opening smoke vent (access hatch)
 AC Air condition unit x

TC Telecoms supply
 EL Electric supply
 CU Consumer Unit
 Gas Gas supply
 Wall types (with British-Gypsum code)
 1A 250mm Partywall 60dB/F60 - A216013 (EN)
 1C 225mm Partywall 53dB/F60 - L216017F (EN)
 1D 200mm Partywall 55dB/F60 - A216014 (EN)
 2B 200mm Liftshaft 55dB/F60 - A216014 (EN)
 3A 170mm Stairwall 53dB/F120 - rendered blockwork
 3B 200mm Stairwall 55dB/F120 - X216011 (EN)
 3C 100mm Stairwall /F120 - A206067A (EN)
 4A 130mm Commonpart 53dB/F60 - rend. blockwork
 4B see ID
 4C 102mm Riservall /F60 - A206078 (EN)
 5A 97mm Partition 40dB/F30 - A206045 (EN)
 5B 80mm Partition 40dB/F30 - A206034 (EN)
 5C 65mm Pre-shell
 5D 132mm Partition (tall) - A206016 (B) (EN)
 6C 60mm External wall lining 0.30Uv - i.e. Celotex
 6D 48mm External wall lining 0.50Uv - i.e. Thermaline
 6E 280mm External wall 0.18Uv - i.e. FrameTherm

spaceAgent
 Architects and Designers London-Heidelberg-Barcelona-Brussels
 www.spaceagent.com
 mail@spaceagent.com


Conversion to residential
 227 Shepherds Bush Road
 London W6 7AS

227 SBR LTD
 30 St Johns Road
 Woking GU21 7SA

ROOF PLAN

DRAFT GA	
1:100 @A3	1:50 @A1
28.01.2026	
MH	
SHE_P08f14	

no. name date scale status sheet client project © ALL COPYRIGHTS RESERVED



±0.00 FFL on GF = +4.64 m AMSL
 All dimensions are structural!
 All internal levels (sill, ceilings, beams) are measured from FFL. This drawing is to be viewed together with all consultant documentation (structural engineer, M&E, fire safety strategy, supplier, etc.). Any discrepancies shown are to be notified to the design team immediately.

Legend plan
 FFL finished floor level
 SFL structural floor level
 FCL finished ceiling level
 SCL structural ceiling level

Walls
 Notes:
 noggings to install in kitchen and TV areas
 moisture resistant construction in bathrooms/kitchens
 internal fire spread - no Class 3 walls and ceilings finishes
 roof fire spread - min Class B
 external wall fire spread - A2-s1, d0 or better

F120 - main stair enclosure - block/drywall
 F60 - party walls/floors - drywall/block/concrete
 F30 - protective partitions - drywall
 Partitions - drywall
 Pre-wall shell - drywall
 Moisture resistant construction

FD60S 60min fire door (smoke seal/self-closer)
 FD30S 30min fire door (smoke seal/self-closer)
 FD30 30min fire door

S Smoke detector
 H Heat detector
 B Fire alarm sounder/bell
 E Emergency lighting
 ES Escape signage
 WS Wayfinding signage
 SP Sprinkler area (AWFSS Category 2)
 DRM Dry rising mains
 FRIZ Escape route exclusion zone
 AFD Automatic fire detection system (LD1 in each flat)
 FACP Fire alarm control panel
 PVES PV emergency switch
 EVC Emergency voice communication

acD absorption Class C or D in common parts

W Water supply
 SVP Soil Vent Pipe
 RVP Rain Water downpipe
 Drain Main Drainage run (2pc fall)
 MH Manhole

MV Mechanical vent
 MSVS Mechanical smoke ventilation system
 AO1 Automatic opening smoke vent (MSVS)
 AO2 Automatic opening smoke vent (access hatch)
 AC Air condition unit x

TC Telecoms supply
 EL Electric supply
 CU Consumer Unit
 Gas Gas supply

Wall types (with British-Gypsum code)

1A 250mm Partywall 60dB/F60 - A216013 (EN)
 1C 225mm Partywall 53dB/F60 - L216017F (EN)
 1D 200mm Partywall 55dB/F60 - A216014 (EN)

2B 200mm Liftshaft 55dB/F60 - A216014 (EN)

3A 170mm Stairwall 53dB/F120 - rendered blockwork
 3B 200mm Stairwall 55dB/F120 - X216011 (EN)
 3C 100mm Stairwall /F120 - A206067A (EN)

4A 130mm Commonpart 53dB/F60 - rend. blockwork
 4B see ID
 4C 102mm Riservall /F60 - A206078 (EN)

5A 97mm Partition 40dB/F30 - A206045 (EN)
 5B 80mm Partition 40dB/F30 - A206034 (EN)
 5C 65mm Pre-shell
 5D 132mm Partition (tall) - A206016 (B) (EN)

6C 60mm External wall lining 0.3Uv - i.e. Celotex
 6D 48mm External wall lining 0.5Uv - i.e. ThermoLine
 6E 280mm External wall 0.18Uv - i.e. FrameTherm

spaceAgent

Architects and Designers London-Heidelberg-Barcelona-Brussels
 www.spaceagent.com
 mail@spaceagent.com
 spaceAgent Architects Ltd. is a RIBA Chartered Practice

Project
 Conversion to residential
 227 Shepherds Bush Road
 London W6 7AS


Client
 227 SBR LTD
 30 St Johns Road
 Woking GU21 7SA

Architect
 WEST ELEVATION

DRAFT GA	
1:100 @A3	1:50 @A1
28.01.2026	
MH	
SHE_P09f14	

WEST ELEVATION

no. name date scale status
 project client
 © ALL COPYRIGHTS RESERVED



±0.00 FFL on GF = +4.64 m AMSL
 All dimensions are structural!
 All internal levels (sill, ceilings, beams) are measured from FFL. This drawing is to be viewed together with all consultant documentation (structural engineer, M&E, fire safety strategy, supplier, etc.). Any discrepancies shown are to be notified to the design team immediately.

Legend plan
 FFL finished floor level
 SFL structural floor level
 FCL finished ceiling level
 SCL structural ceiling level
 Walls

Notes:
 noggings to install in kitchen and TV areas
 moisture resistant construction in bathrooms/kitchens
 internal fire spread - no Class 3 walls and ceilings finishes
 roof fire spread - min Class B
 external wall fire spread - A2-s1, d0 or better
 F120 - main stair enclosure - block/drywall
 F60 - party walls/floors - drywall/block/concrete
 F30 - protective partitions - drywall
 Partitions - drywall
 Pre-wall shell - drywall
 Moisture resistant construction

FD60S 60min fire door (smoke seal/self-closer)
 FD30S 30min fire door (smoke seal/self-closer)
 FD30 30min fire door
 S Smoke detector
 H Heat detector
 B Fire alarm sounder/bell
 E Emergency lighting
 ES Escape signage
 WS Wayfinding signage
 SP Sprinkler area (AWFSS Category 2)
 DRM Dry rising mains
 FRET Escape route exclusion zone
 AFD Automatic fire detection system (LD1 in each flat)
 FACP Fire alarm control panel
 PVES PV emergency switch
 EVC Emergency voice communication

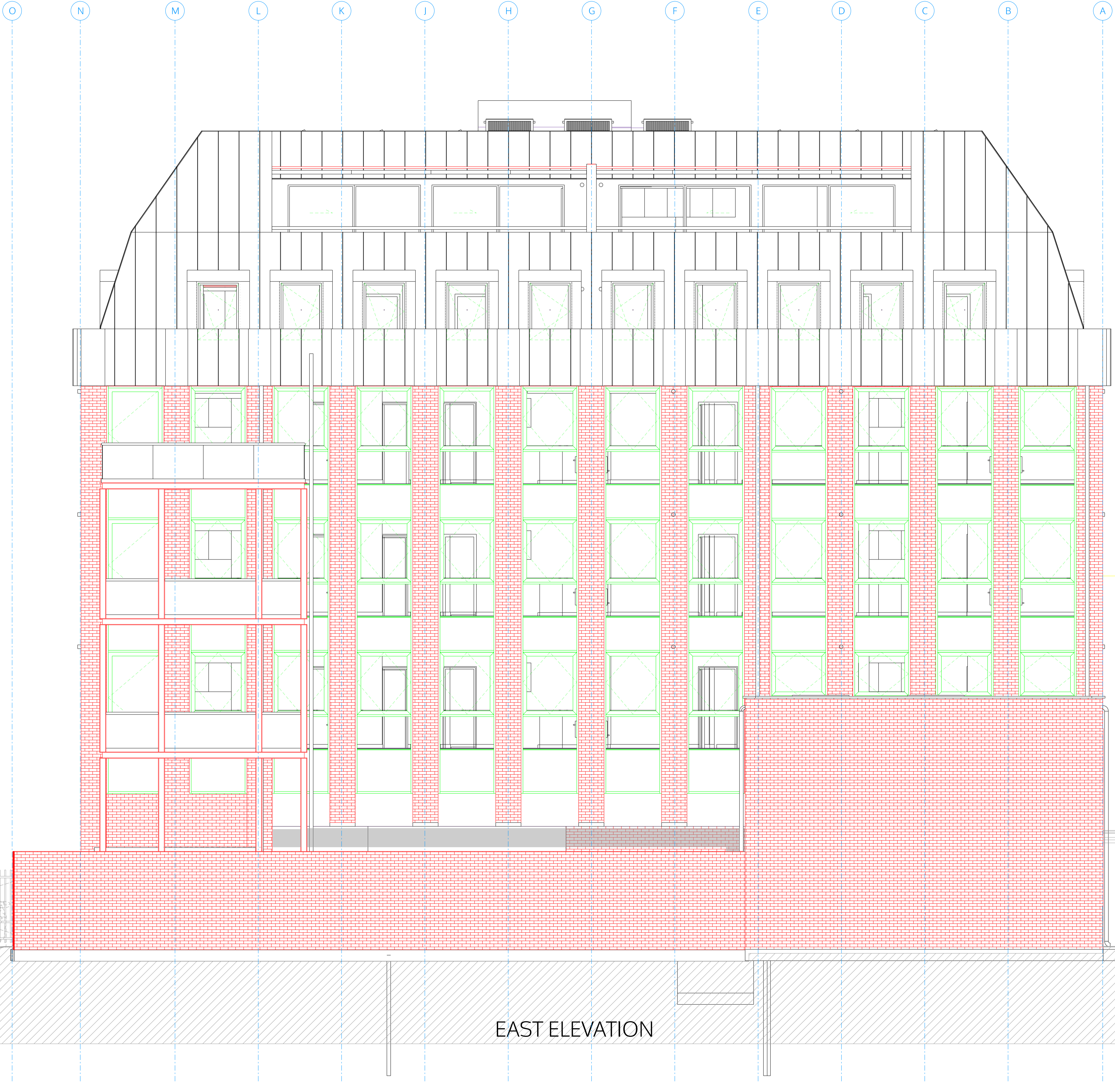
acD absorption Class C or D in common parts
 W Water supply
 SVP Soil Vent Pipe
 RVP Rain Water downpipe
 Drain Main Drainage run (2pc fall)
 MH Manhole
 MV Mechanical vent
 MSVS Mechanical smoke ventilation system
 AOV1 Automatic opening smoke vent (MSVS)
 AOZ2 Automatic opening smoke vent (access hatch)
 AC Air condition unit x
 TC Telecoms supply
 EL Electric supply
 CU Consumer Unit
 Gas Gas supply

Wall types (with British-Gypsum code)
 1A 250mm Partywall 60dB/F60 - A216013 (EN)
 1C 225mm Partywall 53dB/F60 - L216017F (EN)
 1D 200mm Partywall 55dB/F60 - A216014 (EN)
 2B 200mm Liftshaft 55dB/F60 - A216014 (EN)
 3A 170mm Stairwall 53dB/F120 - rendered blockwork
 3B 200mm Stairwall 55dB/F120 - x216011 (EN)
 3C 100mm Stairwall /F120 - A206067A (EN)
 4A 130mm Commonpart 53dB/F60 - rend. blockwork
 4B see 1D
 4C 102mm Riserwall /F60 - A206078 (EN)
 5A 97mm Partition 40dB/F30 - A206045 (EN)
 5B 80mm Partition 40dB/F30 - A206034 (EN)
 5C 65mm Pre-shell
 5D 132mm Partition (tall) - A206016 (B) (EN)
 6C 60mm External wall lining 0.3Uv - i.e. Celotex
 6D 48mm External wall lining 0.5Uv - i.e. Thermaline
 6E 280mm External wall 0.18Uv - i.e. FrameTherm

© ALL COPYRIGHTS RESERVED
 spaceAgent
 Architects and Designers
 London-Heidelberg-Barcelona-Brussels
 www.spaceagent.com
 mail@spaceagent.com
 spaceAgent Architects Ltd. is a RIBA Chartered Practice

Conversion to residential
 227 Sheppards Bush Road
 London W6 7AS
 client: 227 SBR LTD
 30 St Johns Road
 Woking GU21 7SA
 SOUTH ELEVATION

DRAFT GA	
1:100 @A3	1:50 @A1
28.01.2026	
MH	
SHE_P10f14	



±0.00 FFL on GF = +4.64 m AMSL
 All dimensions are structural!
 All internal levels (sill, ceilings, beams) are measured from FFL. This drawing is to be viewed together with all consultant documentation (structural engineer, M&E, fire safety strategy, supplier, etc.). Any discrepancies shown are to be notified to the design team immediately.

Legend plan
 FFL finished floor level
 SFL structural floor level
 FCL finished ceiling level
 SCL structural ceiling level

Walls
 Notes:
 noggings to install in kitchen and TV areas
 moisture resistant construction in bathrooms/kitchens
 internal fire spread - no Class 3 walls and ceilings finishes
 roof fire spread - min Class B
 external wall fire spread - A2-s1, d0 or better

F120 - main stair enclosure - block/drywall
 F60 - party walls/floors - drywall/block/concrete
 F30 - protective partitions - drywall
 Partitions - drywall
 Pre-wall shell - drywall
 Moisture resistant construction

FD60S 60min fire door (smoke seal/self-closer)
 FD30S 30min fire door (smoke seal/self-closer)
 FD30 30min fire door

S Smoke detector
 H Heat detector
 B Fire alarm sounder/bell
 E Emergency lighting
 ES Escape signage
 WS Wayfinding signage
 SP Sprinkler area (AWFSS Category 2)
 DRM Dry rising mains
 FRZ Escape route exclusion zone
 AFD Automatic fire detection system (LD1 in each flat)
 FACP Fire alarm control panel
 PVES PV emergency switch
 EVC Emergency voice communication

acD absorption Class C or D in common parts
 W Water supply
 SVP Soil Vent Pipe
 RVP Rain Water downpipe
 Drain Main Drainage run (2pc fall)
 MH Manhole
 MV Mechanical vent
 MSVS Mechanical smoke ventilation system
 AO1 Automatic opening smoke vent (MSVS)
 AO2 Automatic opening smoke vent (access hatch)
 AC Air condition unit x

TC Telecoms supply
 EL Electric supply
 CU Consumer Unit
 Gas Gas supply

Wall types (with British-Gypsum code)
 1A 250mm Partywall 60dB/F60 - A216013 (EN)
 1C 225mm Partywall 53dB/F60 - L216017F (EN)
 1D 200mm Partywall 55dB/F60 - A216014 (EN)
 2B 200mm Liftshaft 55dB/F60 - A216014 (EN)
 3A 170mm Stairwall 53dB/F120 - rendered blockwork
 3B 200mm Stairwall 55dB/F120 - x216011 (EN)
 3C 100mm Stairwall /F120 - A20607A (EN)
 4A 130mm Commonpart 53dB/F60 - rend. blockwork
 4B see ID
 4C 102mm Riserwall /F60 - A206078 (EN)
 5A 97mm Partition 40dB/F30 - A206045 (EN)
 5B 80mm Partition 40dB/F30 - A206034 (EN)
 5C 65mm Pre-shell
 5D 132mm Partition (tall) - A206016 (B) (EN)
 6C 60mm External wall lining 0.3Uv - i.e. Celotex
 6D 48mm External wall lining 0.5Uv - i.e. ThermoLine
 6E 280mm External wall 0.18Uv - i.e. FrameTherm

spaceAgent

Architects and Designers
 London-Heidelberg-Barcelona-Brussels
 spaceAgent Architects Ltd. is a RIBA Chartered Practice

www.spaceagent.com
 mail@spaceagent.com

Conversion to residential
 227 Shepherds Bush Road
 London W6 7AS

client
 227 SBR LTD
 30 St Johns Road
 Woking GU21 7SA

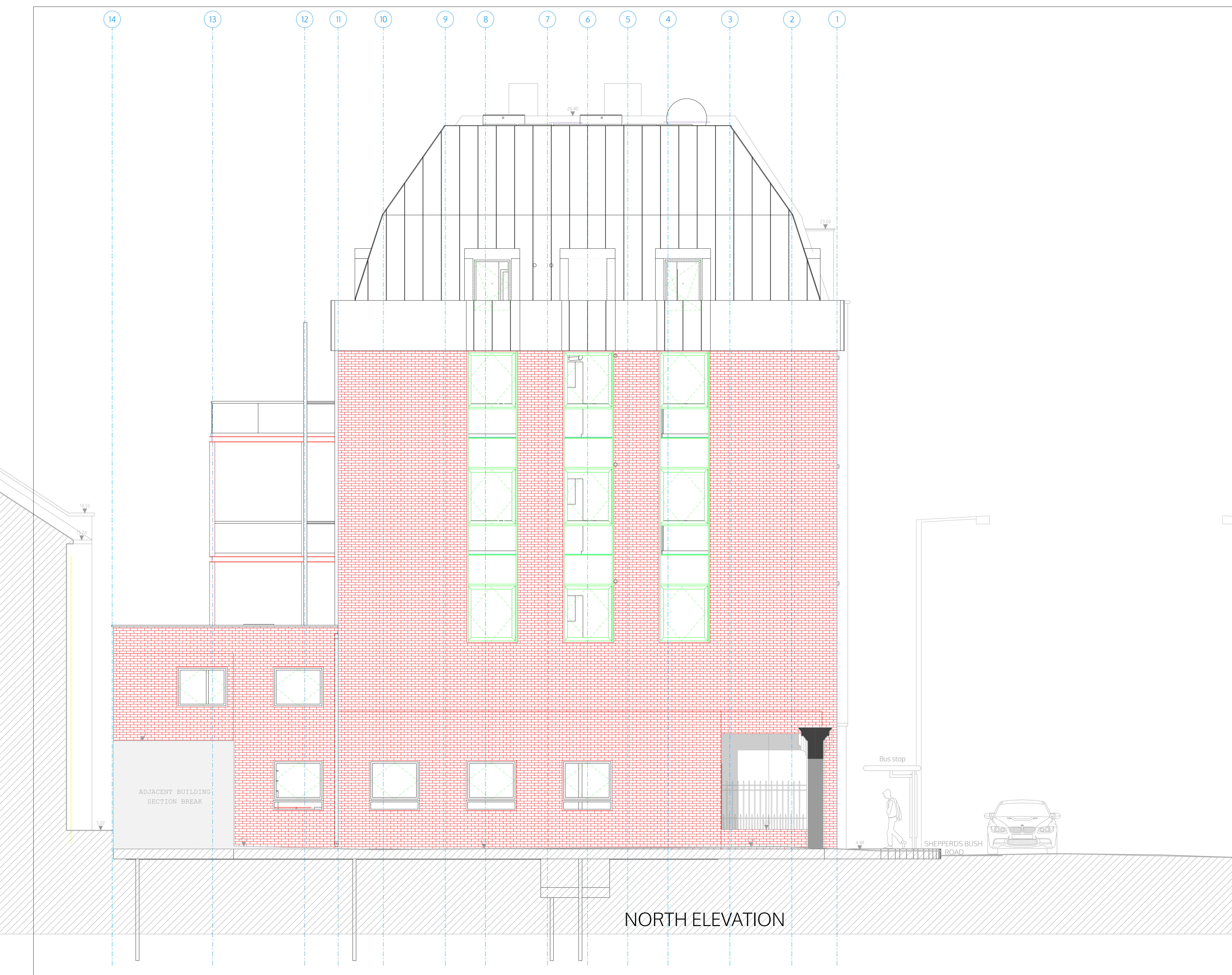
title
 EAST ELEVATION

DRAFT GA	
1:100 @A3	1:50 @A1
28.01.2026	
MH	
SHE_P11f14	

EAST ELEVATION

no. name date scale status
 title
 client
 project
 © ALL COPYRIGHTS RESERVED
 m. 10
 15
 17
 18
 19
 20
 21
 22
 23
 24
 25
 26
 27
 28
 29
 30
 31
 32
 33
 34
 35
 36
 37
 38
 39
 40
 41
 42
 43
 44
 45
 46
 47
 48
 49
 50
 51
 52
 53
 54
 55
 56
 57
 58
 59
 60
 61
 62
 63
 64
 65
 66
 67
 68
 69
 70
 71
 72
 73
 74
 75
 76
 77
 78
 79
 80
 81
 82
 83
 84
 85
 86
 87
 88
 89
 90
 91
 92
 93
 94
 95
 96
 97
 98
 99
 100
 101
 102
 103
 104
 105
 106
 107
 108
 109
 110
 111
 112
 113
 114
 115
 116
 117
 118
 119
 120
 121
 122
 123
 124
 125
 126
 127
 128
 129
 130
 131
 132
 133
 134
 135
 136
 137
 138
 139
 140
 141
 142
 143
 144
 145
 146
 147
 148
 149
 150
 151
 152
 153
 154
 155
 156
 157
 158
 159
 160
 161
 162
 163
 164
 165
 166
 167
 168
 169
 170
 171
 172
 173
 174
 175
 176
 177
 178
 179
 180
 181
 182
 183
 184
 185
 186
 187
 188
 189
 190
 191
 192
 193
 194
 195
 196
 197
 198
 199
 200
 201
 202
 203
 204
 205
 206
 207
 208
 209
 210
 211
 212
 213
 214
 215
 216
 217
 218
 219
 220
 221
 222
 223
 224
 225
 226
 227
 228
 229
 230
 231
 232
 233
 234
 235
 236
 237
 238
 239
 240
 241
 242
 243
 244
 245
 246
 247
 248
 249
 250
 251
 252
 253
 254
 255
 256
 257
 258
 259
 260
 261
 262
 263
 264
 265
 266
 267
 268
 269
 270
 271
 272
 273
 274
 275
 276
 277
 278
 279
 280
 281
 282
 283
 284
 285
 286
 287
 288
 289
 290
 291
 292
 293
 294
 295
 296
 297
 298
 299
 300
 301
 302
 303
 304
 305
 306
 307
 308
 309
 310
 311
 312
 313
 314
 315
 316
 317
 318
 319
 320
 321
 322
 323
 324
 325
 326
 327
 328
 329
 330
 331
 332
 333
 334
 335
 336
 337
 338
 339
 340
 341
 342
 343
 344
 345
 346
 347
 348
 349
 350
 351
 352
 353
 354
 355
 356
 357
 358
 359
 360
 361
 362
 363
 364
 365
 366
 367
 368
 369
 370
 371
 372
 373
 374
 375
 376
 377
 378
 379
 380
 381
 382
 383
 384
 385
 386
 387
 388
 389
 390
 391
 392
 393
 394
 395
 396
 397
 398
 399
 400
 401
 402
 403
 404
 405
 406
 407
 408
 409
 410
 411
 412
 413
 414
 415
 416
 417
 418
 419
 420
 421
 422
 423
 424
 425
 426
 427
 428
 429
 430
 431
 432
 433
 434
 435
 436
 437
 438
 439
 440
 441
 442
 443
 444
 445
 446
 447
 448
 449
 450
 451
 452
 453
 454
 455
 456
 457
 458
 459
 460
 461
 462
 463
 464
 465
 466
 467
 468
 469
 470
 471
 472
 473
 474
 475
 476
 477
 478
 479
 480
 481
 482
 483
 484
 485
 486
 487
 488
 489
 490
 491
 492
 493
 494
 495
 496
 497
 498
 499
 500
 501
 502
 503
 504
 505
 506
 507
 508
 509
 510
 511
 512
 513
 514
 515
 516
 517
 518
 519
 520
 521
 522
 523
 524
 525
 526
 527
 528
 529
 530
 531
 532
 533
 534
 535
 536
 537
 538
 539
 540
 541
 542
 543
 544
 545
 546
 547
 548
 549
 550
 551
 552
 553
 554
 555
 556
 557
 558
 559
 560
 561
 562
 563
 564
 565
 566
 567
 568
 569
 570
 571
 572
 573
 574
 575
 576
 577
 578
 579
 580
 581
 582
 583
 584
 585
 586
 587
 588
 589
 590
 591
 592
 593
 594
 595
 596
 597
 598
 599
 600
 601
 602
 603
 604
 605
 606
 607
 608
 609
 610
 611
 612
 613
 614
 615
 616
 617
 618
 619
 620
 621
 622
 623
 624
 625
 626
 627
 628
 629
 630
 631
 632
 633
 634
 635
 636
 637
 638
 639
 640
 641
 642
 643
 644
 645
 646
 647
 648
 649
 650
 651
 652
 653
 654
 655
 656
 657
 658
 659
 660
 661
 662
 663
 664
 665
 666
 667
 668
 669
 670
 671
 672
 673
 674
 675
 676
 677
 678
 679
 680
 681
 682
 683
 684
 685
 686
 687
 688
 689
 690
 691
 692
 693
 694
 695
 696
 697
 698
 699
 700
 701
 702
 703
 704
 705
 706
 707
 708
 709
 710
 711
 712
 713
 714
 715
 716
 717
 718
 719
 720
 721
 722
 723
 724
 725
 726
 727
 728
 729
 730
 731
 732
 733
 734
 735
 736
 737
 738
 739
 740
 741
 742
 743
 744
 745
 746
 747
 748
 749
 750
 751
 752
 753
 754
 755
 756
 757
 758
 759
 760
 761
 762
 763
 764
 765
 766
 767
 768
 769
 770
 771
 772
 773
 774
 775
 776
 777
 778
 779
 780
 781
 782
 783
 784
 785
 786
 787
 788
 789
 790
 791
 792
 793
 794
 795
 796
 797
 798
 799
 800
 801
 802
 803
 804
 805
 806
 807
 808
 809
 810
 811
 812
 813
 814
 815
 816
 817
 818
 819
 820
 821
 822
 823
 824
 825
 826
 827
 828
 829
 830
 831
 832
 833
 834
 835
 836
 837
 838
 839
 840
 841
 842
 843
 844
 845
 846
 847
 848
 849
 850
 851
 852
 853
 854
 855
 856
 857
 858
 859
 860
 861
 862
 863
 864
 865
 866
 867
 868
 869
 870
 871
 872
 873
 874
 875
 876
 877
 878
 879
 880
 881
 882
 883
 884
 885
 886
 887
 888
 889
 890
 891
 892
 893
 894
 895
 896
 897
 898
 899
 900
 901
 902
 903
 904
 905
 906
 907
 908
 909
 910
 911
 912
 913
 914
 915
 916
 917
 918
 919
 920
 921
 922
 923
 924
 925
 926
 927
 928
 929
 930
 931
 932
 933
 934
 935
 936
 937
 938
 939
 940
 941
 942
 943
 944
 945
 946
 947
 948
 949
 950
 951
 952
 953
 954
 955
 956
 957
 958
 959
 960
 961
 962
 963
 964
 965
 966
 967
 968
 969
 970
 971
 972
 973
 974
 975
 976
 977
 978
 979
 980
 981
 982
 983
 984
 985
 986
 987
 988
 989
 990
 991
 992
 993
 994
 995
 996
 997
 998
 999
 1000

14 13 12 11 10 9 8 7 6 5 4 3 2 1



NORTH ELEVATION

±0.00 FFL on GF = +4.64 m AMSL
 All dimensions are structural!
 All internal levels (sill, ceilings, beams) are measured from FFL. This drawing is to be viewed together with all consultant documentation (structural engineer, M&E, fire safety strategy, supplier, etc.). Any discrepancies shown are to be notified to the design team immediately.

Legend plan
 FFL finished floor level
 SFL structural floor level
 FCL finished ceiling level
 SCL structural ceiling level

Walls
 Notes:
 noggings to install in kitchen and TV areas
 moisture resistant construction in bathrooms/kitchens
 internal fire spread - no Class 3 walls and ceilings finishes
 roof fire spread - min Class B
 external wall fire spread - A2-s1, d0 or better

FI20 - main stair enclosure - block/drywall
 F60 - party walls/floors - drywall/block/concrete
 F30 - protective partitions - drywall
 Partitions - drywall
 Pre-wall shell - drywall
 Moisture resistant construction

FD60S 60min fire door (smoke seal/self-closer)
 FD30S 30min fire door (smoke seal/self-closer)
 FD30 30min fire door

S Smoke detector
 H Heat detector
 B Fire alarm sounder/bell
 E Emergency lighting
 ES Escape signage
 WS Wayfinding signage
 SP Sprinkler area (AWFSS Category 2)
 DRM Dry rising mains
 FRIZ Escape route exclusion zone
 AFD Automatic fire detection system (LD1 in each flat)
 FACP Fire alarm control panel
 PVES PV emergency switch
 EVC Emergency voice communication

acD absorption Class C or D in common parts

W Water supply
 SVP Soil Vent Pipe
 RVP Rain Water downpipe
 Drain Main Drainage run (2pc fall)
 MH Manhole

MV Mechanical vent
 MSVS Mechanical smoke ventilation system
 AOVI Automatic opening smoke vent (MSVS)
 AOQV Automatic opening smoke vent (access hatch)
 AC Air condition unit x

TC Telecoms supply
 EL Electric supply
 CU Consumer Unit
 Gas Gas supply

Wall types (with British-Gypsum code)

1A 250mm Partywall 60dB/F60 - A216013 (EN)
 1C 225mm Partywall 53dB/F60 - L216017F (EN)
 1D 200mm Partywall 55dB/F60 - A216014 (EN)

2B 200mm Liftshaft 55dB/F60 - A216014 (EN)

3A 170mm Stairwall 53dB/FI20 - rendered blockwork
 3B 200mm Stairwall 55dB/FI20 - x216011 (EN)
 3C 100mm Stairwall /FI20 - A206067A (EN)

4A 130mm Commonpart 53dB/F60 - rend. blockwork
 4B see 1D
 4C 102mm Riserwall /F60 - A206078 (EN)

5A 97mm Partition 40dB/F30 - A206045 (EN)
 5B 80mm Partition 40dB/F30 - A206034 (EN)
 5C 65mm Pre-shell
 5D 132mm Partition (tall) - A206016 (B) (EN)

6C 60mm External wall lining 0.3Uv - i.e. Celotex
 6D 48mm External wall lining 0.5Uv - i.e. ThermoLine
 6E 280mm External wall 0.18Uv - i.e. FrameTherm

spaceAgent

Architects and Designers
 London-Heidelberg-Barcelona-Bussels
 www.spaceagent.com
 mail@spaceagent.com

Conversion to residential
 227 Sheppards Bush Road
 London W6 7AS

227 SBR LTD
 30 St Johns Road
 Woking GU21 7SA

NORTH ELEVATION

DRAFT GA	
1:100 @A3	1:50 @A1
28.01.2026	
MH	
SHE_P12f14	

no. name date scale status sheet client project © ALL COPYRIGHTS RESERVED m. 10

O N M L K J I H G F E D C B A

±0.00 FFL on GF = +4.64 m AMSL
All dimensions are structural!

All internal levels (sill, ceilings, beams) are measured from FFL. This drawing is to be viewed together with all consultant documentation (structural engineer, M&E, fire safety strategy, supplier, etc.). Any discrepancies shown are to be notified to the design team immediately.

Legend plan
 FFL finished floor level
 SFL structural floor level
 FCL finished ceiling level
 SCL structural ceiling level

Walls
 Notes:
 noggings to install in kitchen and TV areas
 moisture resistant construction in bathrooms/kitchens
 internal fire spread - no Class 3 walls and ceilings finishes
 roof fire spread - min Class B
 external wall fire spread - A2-s1, d0 or better

F120 - main stair enclosure - block/drywall
 F60 - party walls/floors - drywall/block/concrete
 F30 - protective partitions - drywall
 Partitions - drywall
 Pre-wall shell - drywall
 Moisture resistant construction

FD60S 60min fire door (smoke seal/self-closer)
 FD30S 30min fire door (smoke seal/self-closer)
 FD30 30min fire door

S Smoke detector
 H Heat detector
 B Fire alarm sounder/bell
 E Emergency lighting
 ES Escape signage
 WS Wayfinding signage
 SP Sprinkler area (AWFSS Category 2)
 DRM Dry rising mains
 FRIZ Escape route exclusion zone
 AFD Automatic fire detection system (LD1 in each flat)
 FACP Fire alarm control panel
 PVES PV emergency switch
 EVC Emergency voice communication

acD absorption Class C or D in common parts
 W Water supply
 SVP Soil Vent Pipe
 RVP Rain Water downpipe
 Drain Main Drainage run (2pc fall)
 MH Manhole

MV Mechanical vent
 MSVS Mechanical smoke ventilation system
 AO1 Automatic opening smoke vent (MSVS)
 AO2 Automatic opening smoke vent (access hatch)
 AC Air condition unit x

TC Telecoms supply
 EL Electric supply
 CU Consumer Unit
 Gas Gas supply

Wall types (with British-Gypsum code)
 1A 250mm Partywall 60dB/F60 - A216013 (EN)
 1C 225mm Partywall 53dB/F60 - L216017F (EN)
 1D 200mm Partywall 55dB/F60 - A216014 (EN)
 2B 200mm Liftshaft 55dB/F60 - A216014 (EN)
 3A 170mm Stairwall 53dB/F120 - rendered blockwork
 3B 200mm Stairwall 55dB/F120 - x216011 (EN)
 3C 100mm Stairwall /F120 - A206067A (EN)
 4A 130mm Commonpart 53dB/F60 - rend. blockwork
 4B see ID
 4C 102mm Riserwall /F60 - A206078 (EN)
 5A 97mm Partition 40dB/F30 - A206045 (EN)
 5B 80mm Partition 40dB/F30 - A206034 (EN)
 5C 65mm Pre-shell
 5D 132mm Partition (tall) - A206016 (B) (EN)
 6C 60mm External wall lining 0.3Uv - i.e. Celotex
 6D 48mm External wall lining 0.5Uv - i.e. Thermaline
 6E 280mm External wall 0.18Uv - i.e. FrameTherm

RL
 FFL = 25.420m

5F
 FFL = 22.320m

4F
 FFL = 19.620m

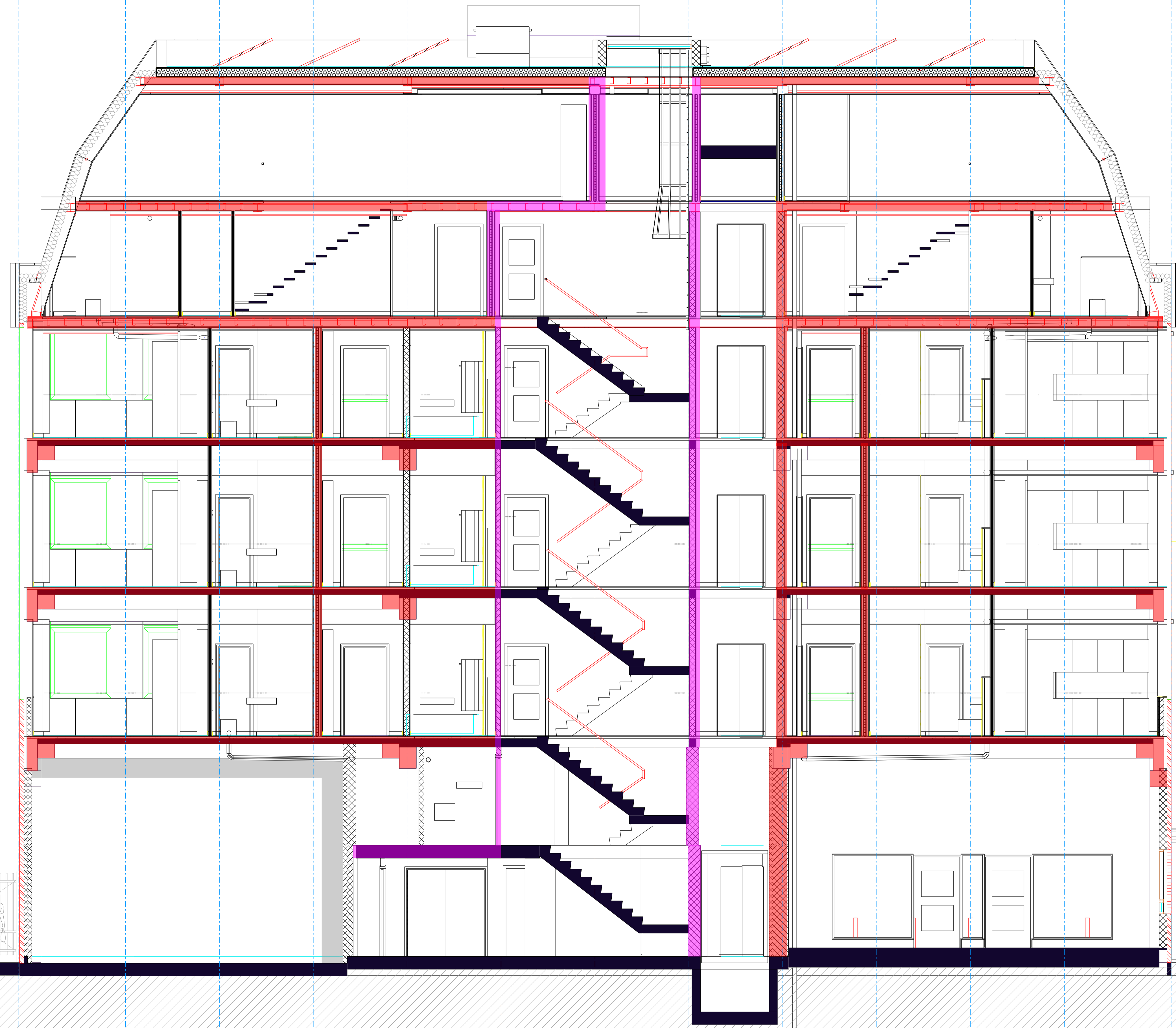
3F
 FFL = 16.770m

2F
 FFL = 13.280m

1F
 FFL = 9.790m

MF
 FFL = 7.240m

GF
 FFL = 4.640m



SECTION A-A

spaceAgent

Architects and Designers
 London-Heidelberg-Barcelona-Brussels
 spaceAgent Architects Ltd. is a RIBA Chartered Practice

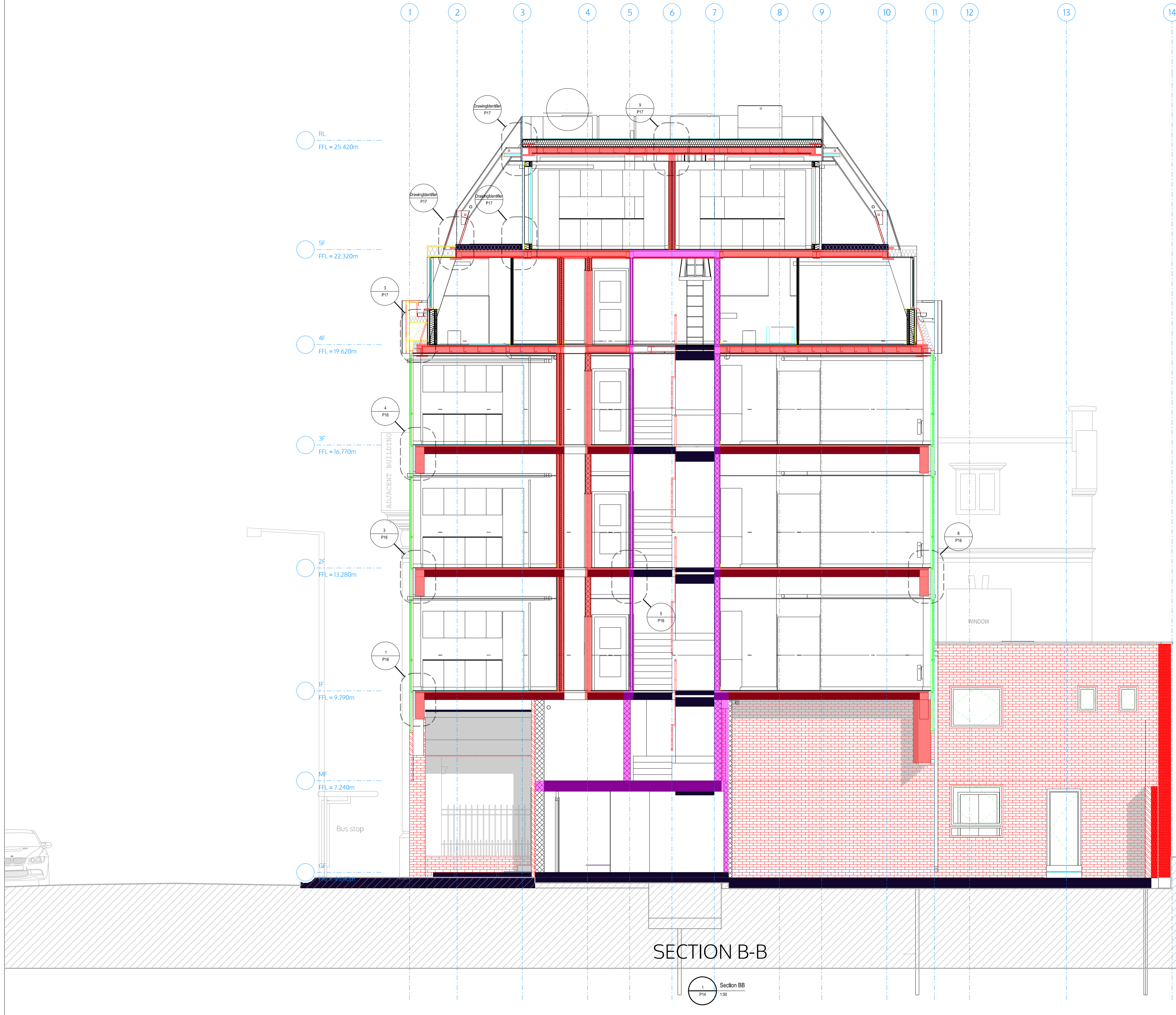
Conversion to residential
 227 Shepherds Bush Road
 London W6 7AS

227 SBR LTD
 30 St Johns Road
 Woking GU21 7SA

SECTION A-A

DRAFT GA	
1:100 @A3	1:50 @A1
28.01.2026	
MH	
SHE_P13f14	

no. name date scale status
 sheet client project
 m. 10
 All dimensions to be checked on site
 © ALL COPYRIGHTS RESERVED



SECTION B-B

1 Section BB
P14
1:50

±0.00 FFL on GF = +4.64 m AMSL
All dimensions are structural!
All internal levels (sill, ceilings, beams) are measured from FFL. This drawing is to be viewed together with all consultant documentation (structural engineer, M&E, fire safety strategy, supplier, etc.). Any discrepancies shown are to be notified to the design team immediately.

- Legend plan
- FFL finished floor level
 - SFL structural floor level
 - FCL finished ceiling level
 - SCL structural ceiling level
- Walls

- Notes:
- noggings to install in kitchen and TV areas
 - moisture resistant construction in bathrooms/kitchens
 - internal fire spread - no Class 3 walls and ceilings finishes
 - roof fire spread - min Class B
 - external wall fire spread - A2-s1, d0 or better
 - F120 - main stair enclosure - block/drywall
 - F60 - party walls/floors - drywall/block/concrete
 - F30 - protective partitions - drywall
 - Partitions - drywall
 - Pre-wall shell - drywall
 - Moisture resistant construction

- FD60S 60min fire door (smoke seal/self-closer)
- FD30S 30min fire door (smoke seal/self-closer)
- FD30 30min fire door
- S Smoke detector
- H Heat detector
- B Fire alarm sounder/bell
- E Emergency lighting
- ES Escape signage
- WS Wayfinding signage
- SP Sprinkler area (AWFSS Category 2)
- DRM Dry rising mains
- FRIZ Escape route exclusion zone
- AFD Automatic fire detection system (LD1 in each flat)
- FACP Fire alarm control panel
- PVES PV emergency switch
- EVC Emergency voice communication

- acD absorption Class C or D in common parts
- W Water supply
- SVP Soil Vent Pipe
- RVP Rain Water downpipe
- Drain Main Drainage run (2pc fall)
- MH Manhole
- MV Mechanical vent
- MSVS Mechanical smoke ventilation system
- AOV1 Automatic opening smoke vent (MSVS)
- AOV2 Automatic opening smoke vent (access hatch)
- AC Air condition unit x
- TC Telecoms supply
- EL Electric supply
- CU Consumer Unit
- Gas Gas supply

- Wall types (with British-Gypsum code)
- 1A 250mm Partywall 60dB/F60 - A216013 (EN)
 - 1C 225mm Partywall 53dB/F60 - L216017F (EN)
 - 1D 200mm Partywall 55dB/F60 - A216014 (EN)
 - 2B 200mm Liftshaft 55dB/F60 - A216014 (EN)
 - 3A 170mm Stairwall 53dB/F120 - rendered blockwork
 - 3B 200mm Stairwall 55dB/F120 - x216011 (EN)
 - 3C 100mm Stairwall /F120 - A206067A (EN)
 - 4A 130mm Commonpart 53dB/F60 - rend. blockwork see ID
 - 4B 102mm Riservall /F60 - A206078 (EN)
 - 5A 97mm Partition 40dB/F30 - A206045 (EN)
 - 5B 80mm Partition 40dB/F30 - A206034 (EN)
 - 5C 65mm Pre-shell
 - 5D 132mm Partition (tall) - A206016 (B) (EN)
 - 6C 60mm External wall lining 0.3Uv - i.e. Celotex
 - 6D 48mm External wall lining 0.5Uv - i.e. Thermaline
 - 6E 280mm External wall 0.18Uv - i.e. FrameTherm

© ALL COPYRIGHTS RESERVED

spaceAgent

Architects and Designers
London-Heidelberg-Barcelona-Brussels
spaceAgent Architects Ltd. is a RIBA Chartered Practice

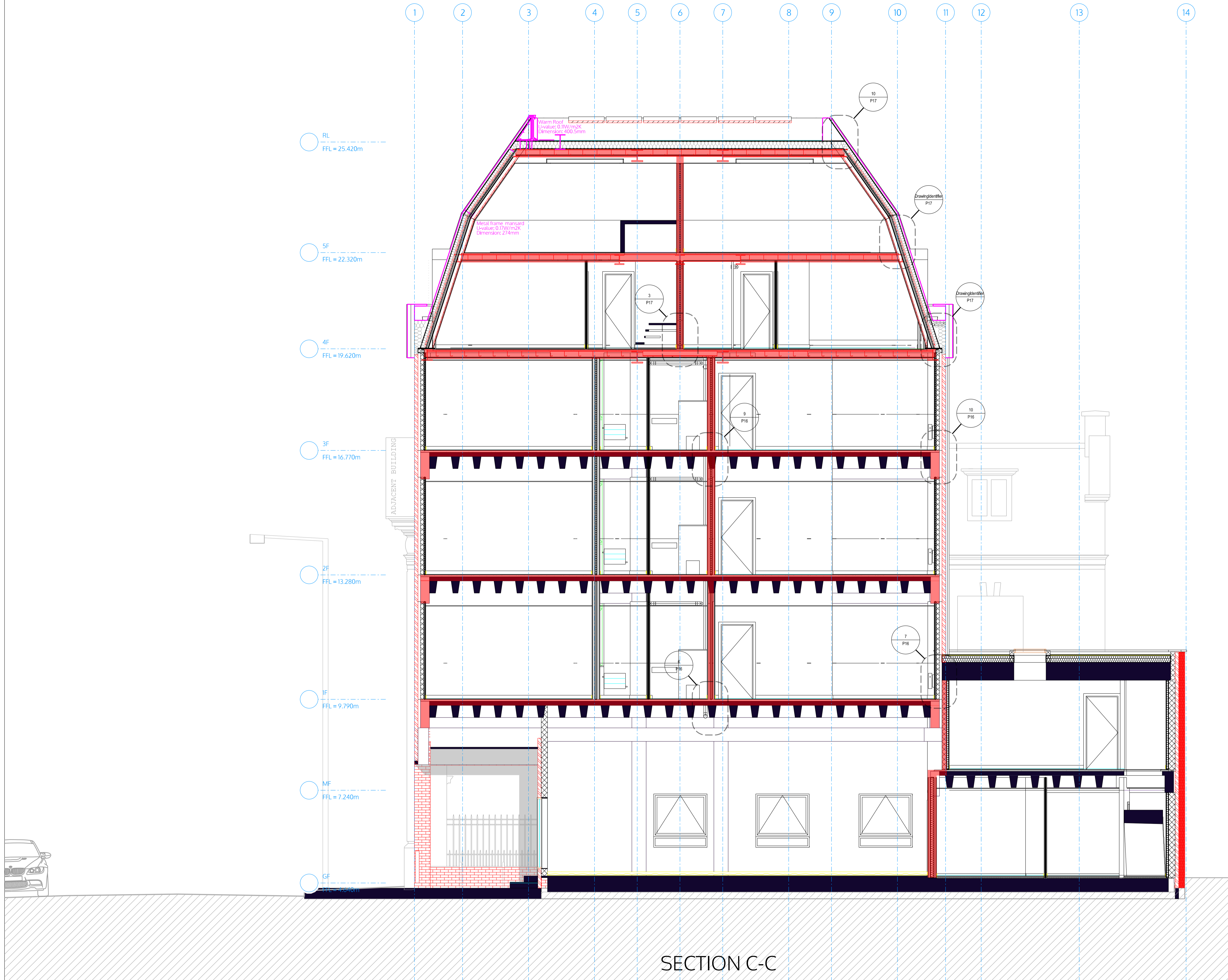
www.spaceagent.com
mail@spaceagent.com

Project: Conversion to residential
227 Shepherds Bush Road
London W6 7AS

Client: 227 SBR LTD
30 St Johns Road
Woking GU21 7SA

Detail: SECTION B-B

DRAFT GA	
1:100 @A3	1:50 @A1
28.01.2026	
MH	
SHE_P14f14	



SECTION C-C

±0.00 FFL on GF = +4.64 m AMSL
 All dimensions are structural!
 All internal levels (sill, ceilings, beams) are measured from FFL. This drawing is to be viewed together with all consultant documentation (structural engineer, M&E, fire safety strategy, supplier, etc.). Any discrepancies shown are to be notified to the design team immediately.

- Legend plan
- FFL finished floor level
 - SFL structural floor level
 - FCL finished ceiling level
 - SCL structural ceiling level

- Walls
- Notes:
- noggings to install in kitchen and TV areas
 - moisture resistant construction in bathrooms/kitchens
 - internal fire spread - no Class 3 walls and ceilings finishes
 - roof fire spread - min Class B
 - external wall fire spread - A2-s1, d0 or better
 - F120 - main stair enclosure - block/drywall
 - F60 - party walls/floors - drywall/block/concrete
 - F30 - protective partitions - drywall
 - Partitions - drywall
 - Pre-wall shell - drywall
 - Moisture resistant construction

- FD60S 60min fire door (smoke seal/self-closer)
- FD30S 30min fire door (smoke seal/self-closer)
- FD30 30min fire door
- S Smoke detector
- H Heat detector
- B Fire alarm sounder/bell
- E Emergency lighting
- ES Escape signage
- WS Wayfinding signage
- SP Sprinkler area (AWFSS Category 2)
- DRM Dry rising mains
- FRIZ Escape route exclusion zone
- AFD Automatic fire detection system (LD1 in each flat)
- FACP Fire alarm control panel
- PVES PV emergency switch
- EVC Emergency voice communication

- acD absorption Class C or D in common parts
- W Water supply
- SVP Soil Vent Pipe
- RVP Rain Water downpipe
- Drain Main Drainage run (2pc fall)
- MH Manhole
- MV Mechanical vent
- MSVS Mechanical smoke ventilation system
- AOV1 Automatic opening smoke vent (MSVS)
- AOV2 Automatic opening smoke vent (access hatch)
- AC Air condition unit x
- TC Telecoms supply
- EL Electric supply
- CU Consumer Unit
- Gas Gas supply

- Wall types (with British-Gypsum code)
- 1A 250mm Partywall 60dB/F60 - A216013 (EN)
 - 1C 225mm Partywall 53dB/F60 - L216017F (EN)
 - 1D 200mm Partywall 55dB/F60 - A216014 (EN)
 - 2B 200mm Liftshaft 55dB/F60 - A216014 (EN)
 - 3A 170mm Stairwall 53dB/F120 - rendered blockwork
 - 3B 200mm Stairwall 55dB/F120 - x216011 (EN)
 - 3C 100mm Stairwall /F120 - A206067A (EN)
 - 4A 130mm Commonpart 53dB/F60 - rend. blockwork
 - 4B see 1D
 - 4C 102mm Riserwall /F60 - A206078 (EN)
 - 5A 97mm Partition 40dB/F30 - A206045 (EN)
 - 5B 80mm Partition 40dB/F30 - A206034 (EN)
 - 5C 65mm Pre-shell
 - 5D 132mm Partition (tall) - A206016 (B) (EN)
 - 6C 60mm External wall lining 0.3Uv - i.e. Celotex
 - 6D 48mm External wall lining 0.5Uv - i.e. Thermaline
 - 6E 280mm External wall 0.18Uv - i.e. FrameTherm

© ALL COPYRIGHTS RESERVED

spaceAgent

Architects and Designers
 London-Heidelberg-Barcelona-Brussels
 spaceAgent Architects Ltd. is a RIBA Chartered Practice


www.spaceagent.com
 mail@spaceagent.com

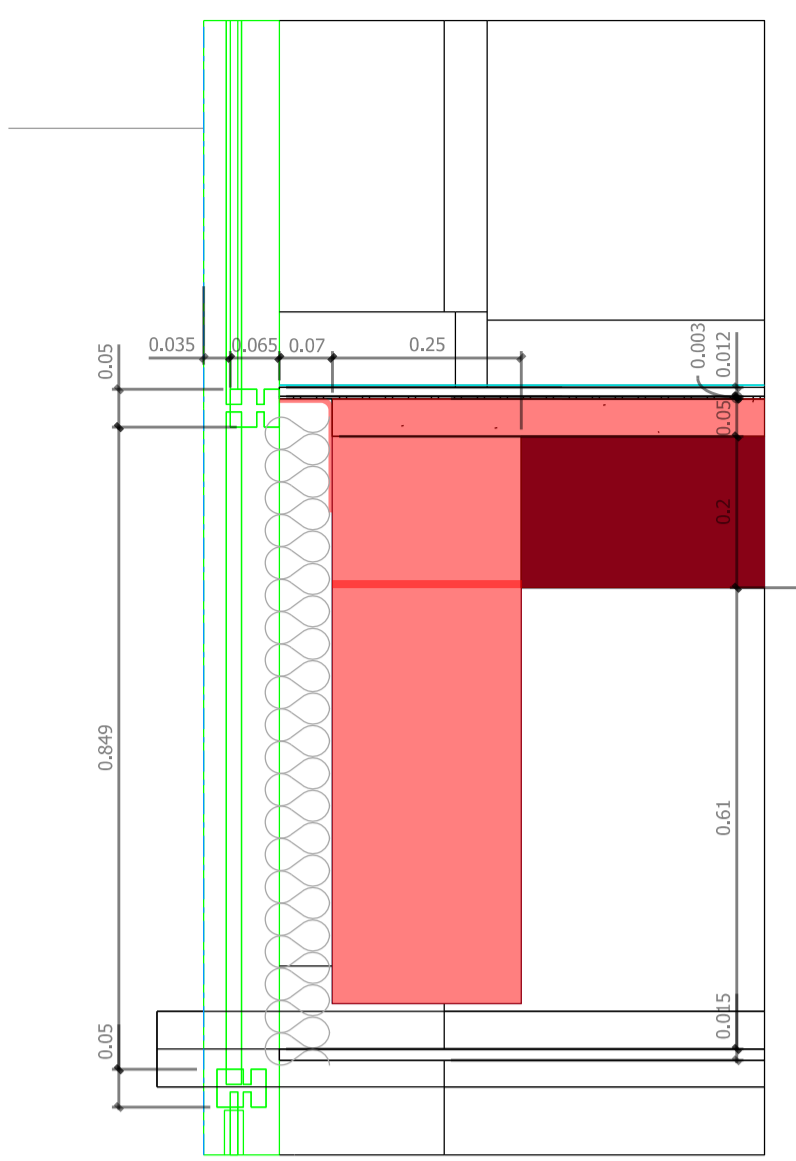
Project: Conversion to residential
 227 Shepherds Bush Road
 London W6 7AS

Client: 227 SBR LTD
 30 St Johns Road
 Woking GU21 7SA

Detail: SECTION C-C

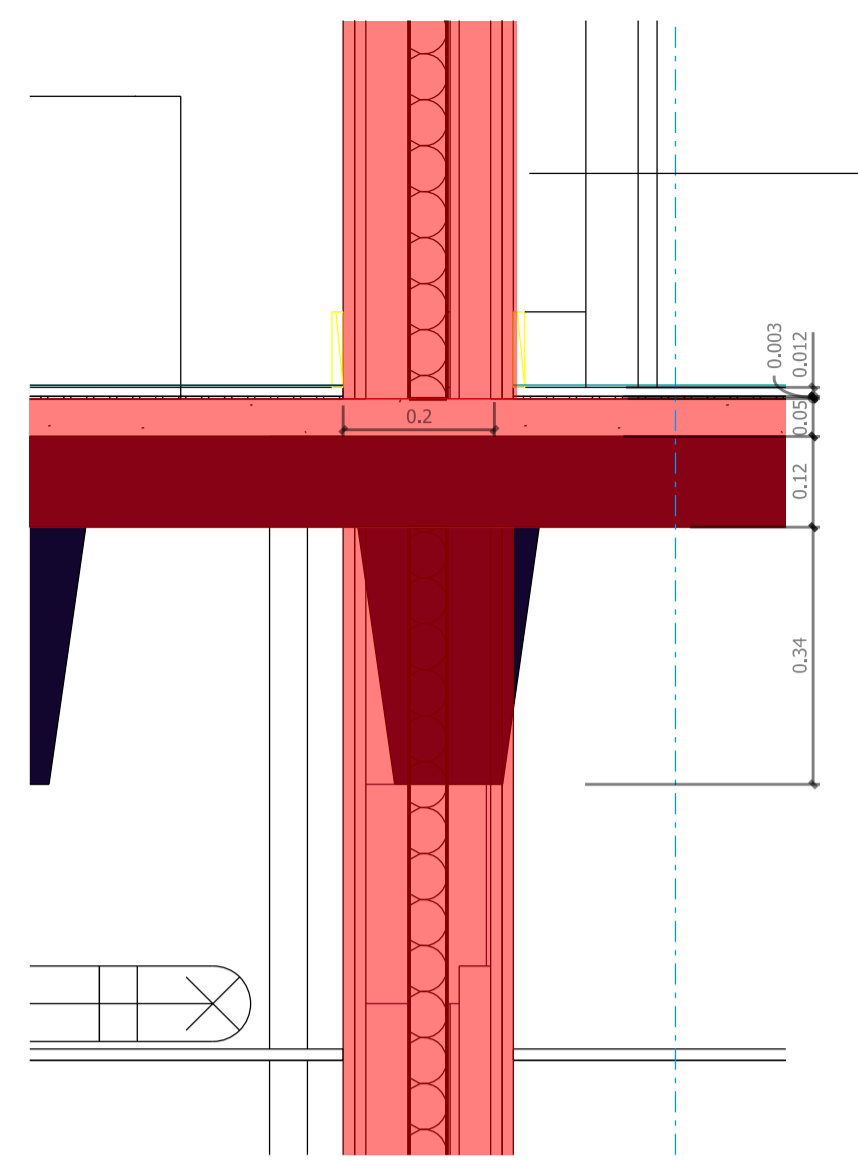
DRAFT GA	
1:100 @A3	1:50 @A1
28.01.2026	
MH	
SHE_P15f14	





- Engineered hardwood flooring
- GenieFloor (rubber) or similar
- Existing screed
- RC slab

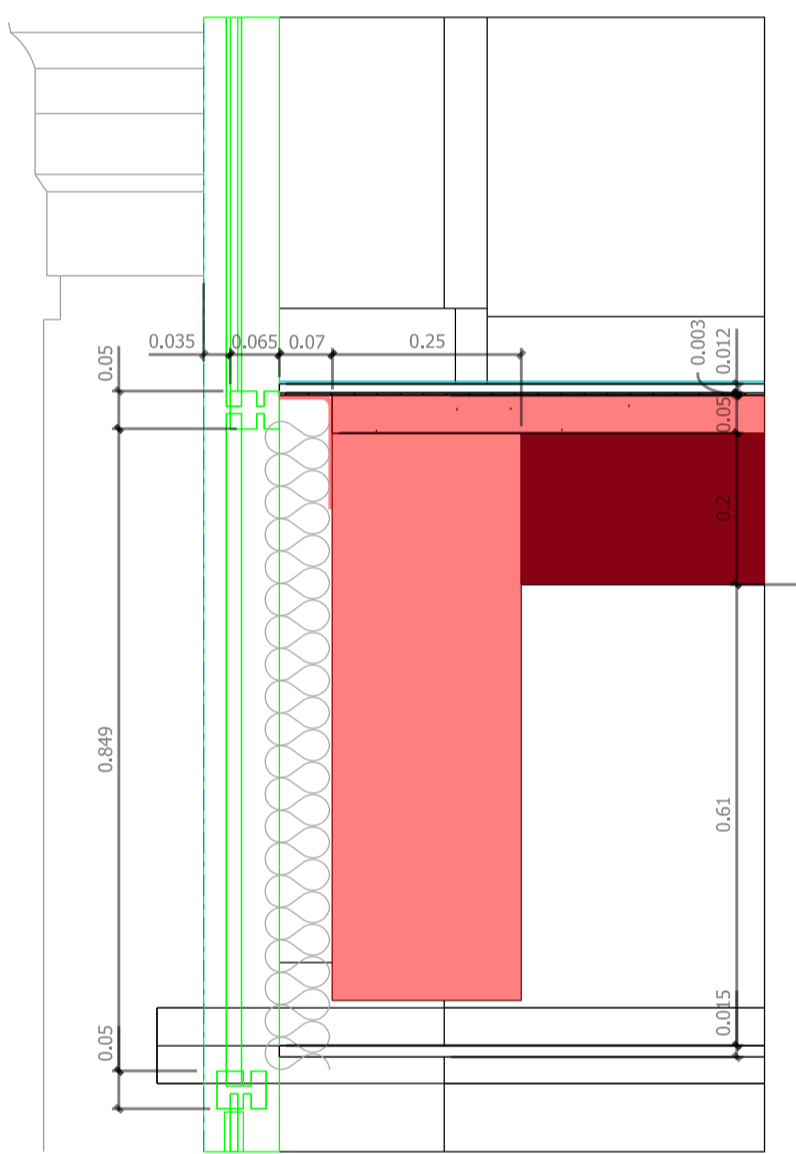
4 detail-07
P16 1:10



- Engineered hardwood flooring
- GenieFloor (rubber) or similar
- Existing screed
- Existing RC slab
- Existing RC waffle Slab
- Gip Wall Twin frame independent A216014(EN)

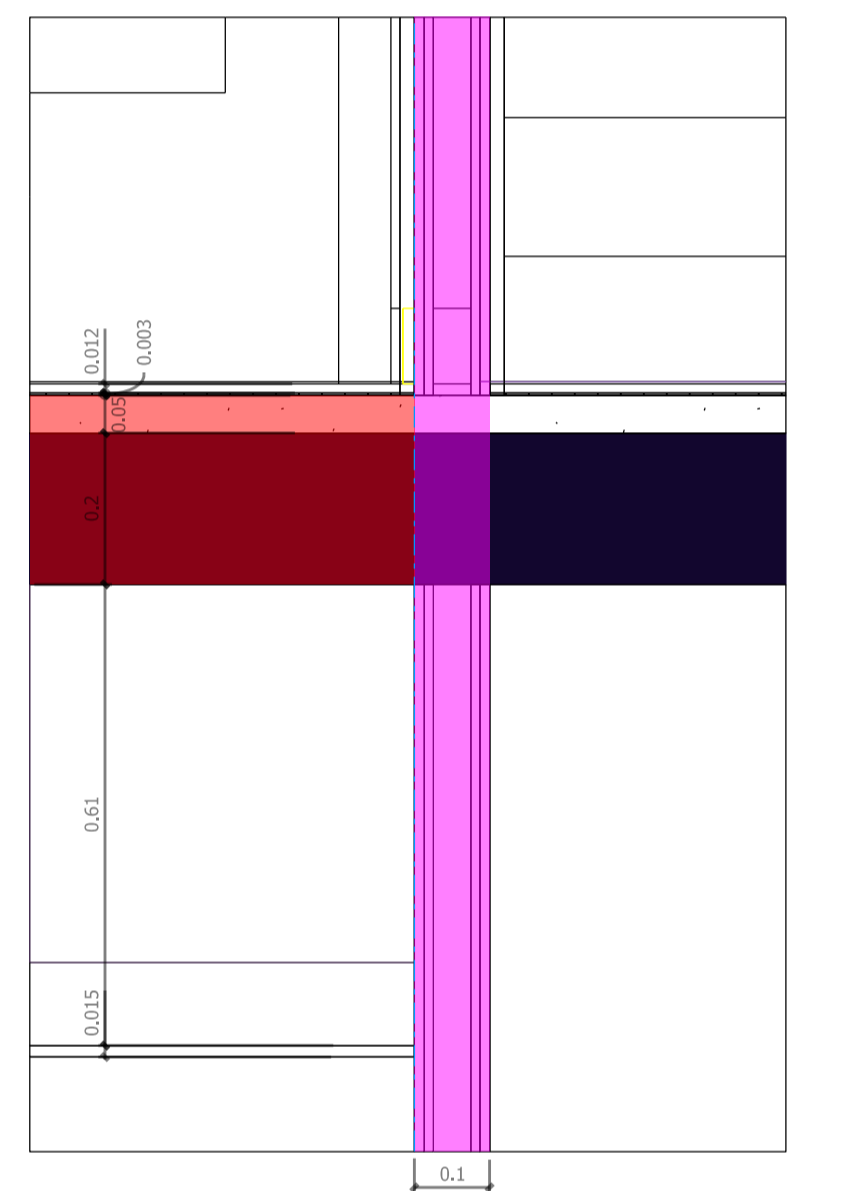
9 detail-08
P16 CUSTOM 5:1

10 detail-09
P16 CUSTOM 5:1



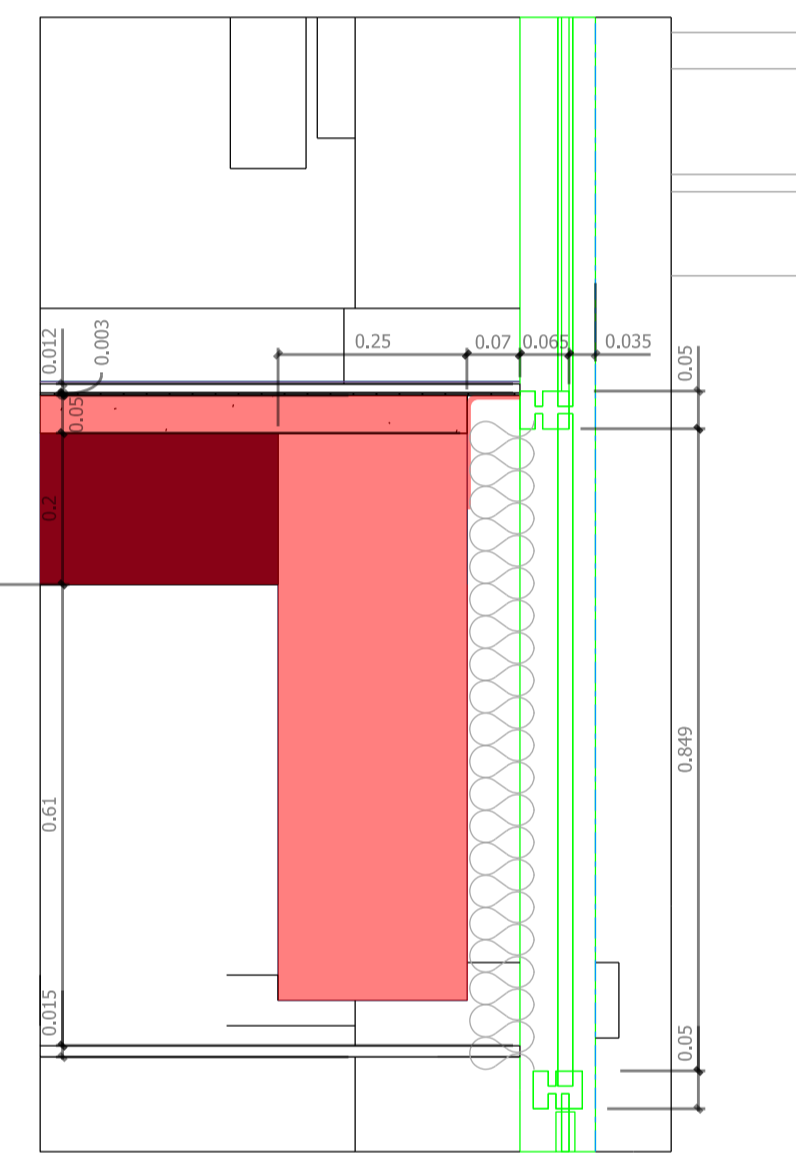
- Engineered hardwood flooring
- GenieFloor (rubber) or similar
- Existing screed
- RC slab

3 detail-04
P16 1:10



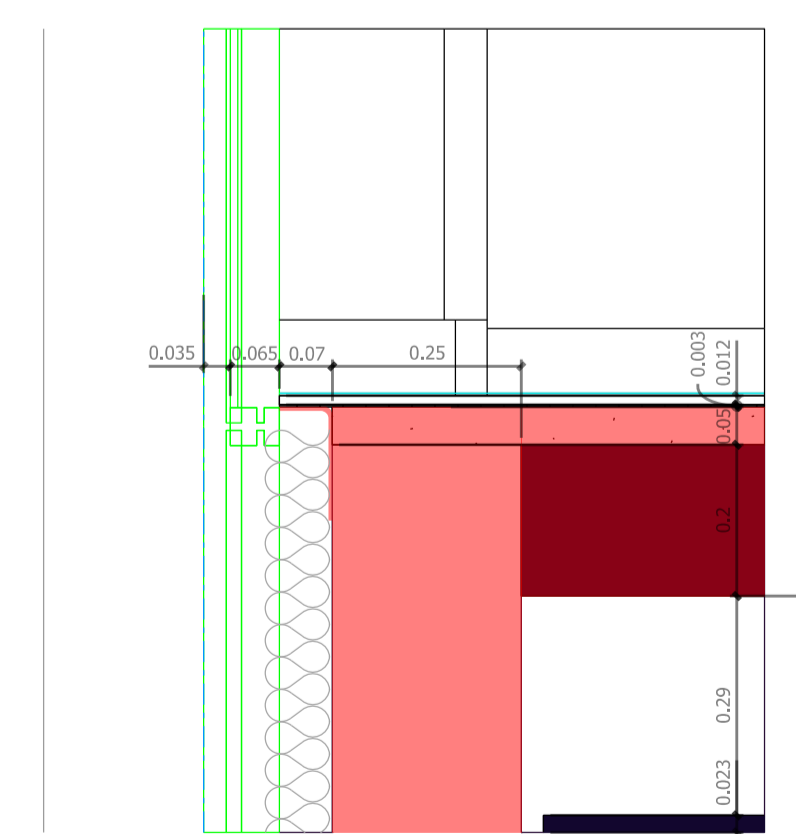
- Engineered hardwood flooring
- GenieFloor (rubber) or similar
- Existing screed
- Existing RC slab
- Gip Wall single frame A206067A(EN)

5 detail-05
P16 1:10



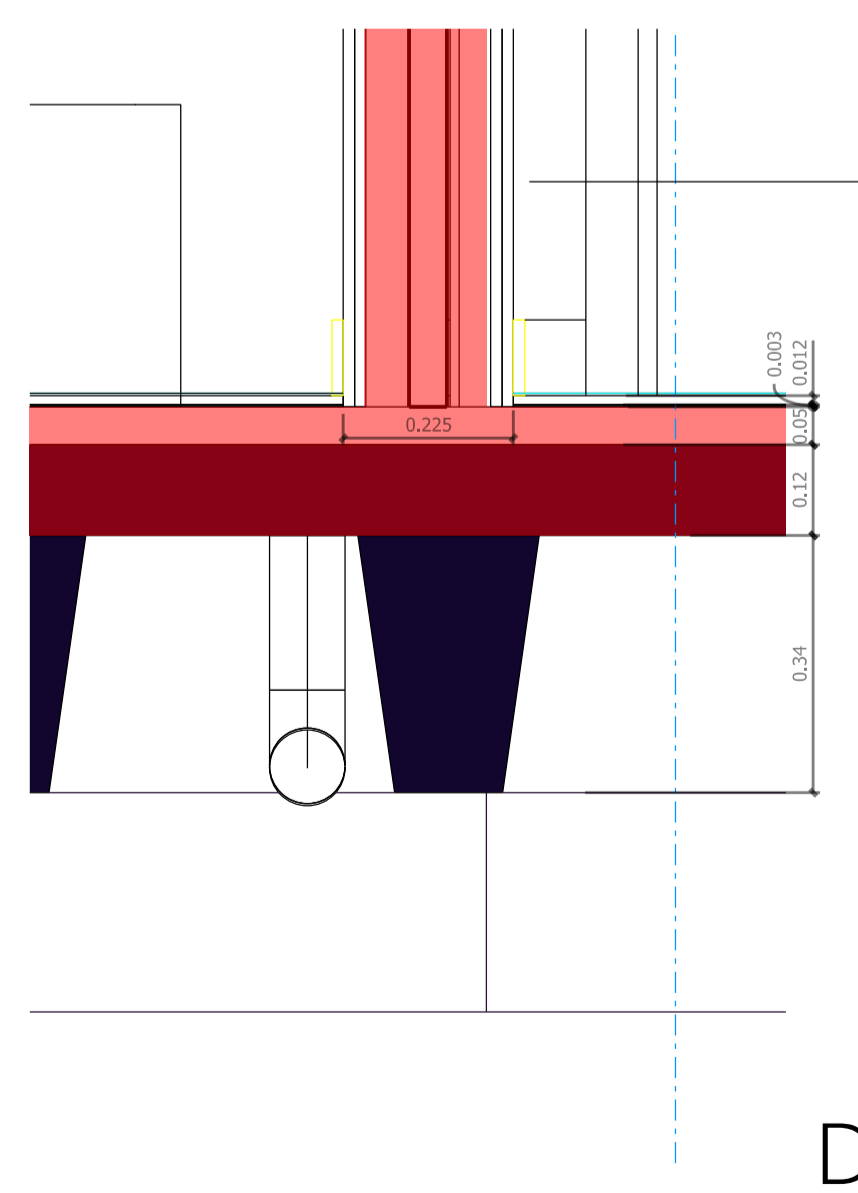
- Engineered hardwood flooring
- GenieFloor (rubber) or similar
- Existing screed
- RC slab

8 detail-06
P16 1:10



- Engineered hardwood flooring
- GenieFloor (rubber) or similar
- Existing screed
- RC slab

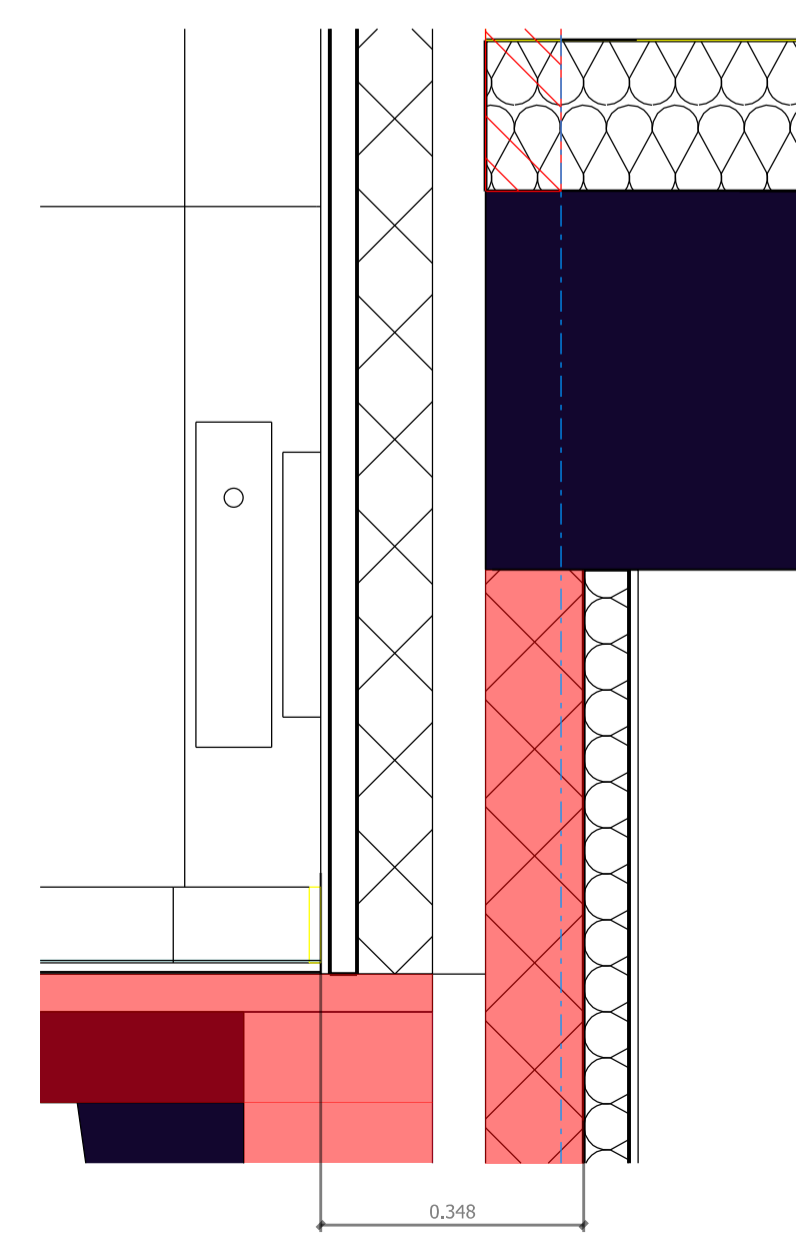
1 detail-01
P16 1:10



- Engineered hardwood flooring
- GenieFloor (rubber) or similar
- Existing screed
- Existing RC slab
- Existing RC waffle Slab
- Gip Wall Twin frame independent L216017F(EN)

6 detail-02
P16 CUSTOM 5:1

DETAIL I - conversion



- Existing roof ?

7 detail-03
P16 CUSTOM 5:1

no. name date scale status sheet client project

spaceAgent
Architects and Designers
London-Heidelberg-Barcelona-Brussels
www.spaceagent.com
mail@spaceagent.com
spaceAgent Architects Ltd. is a RIBA Chartered Practice

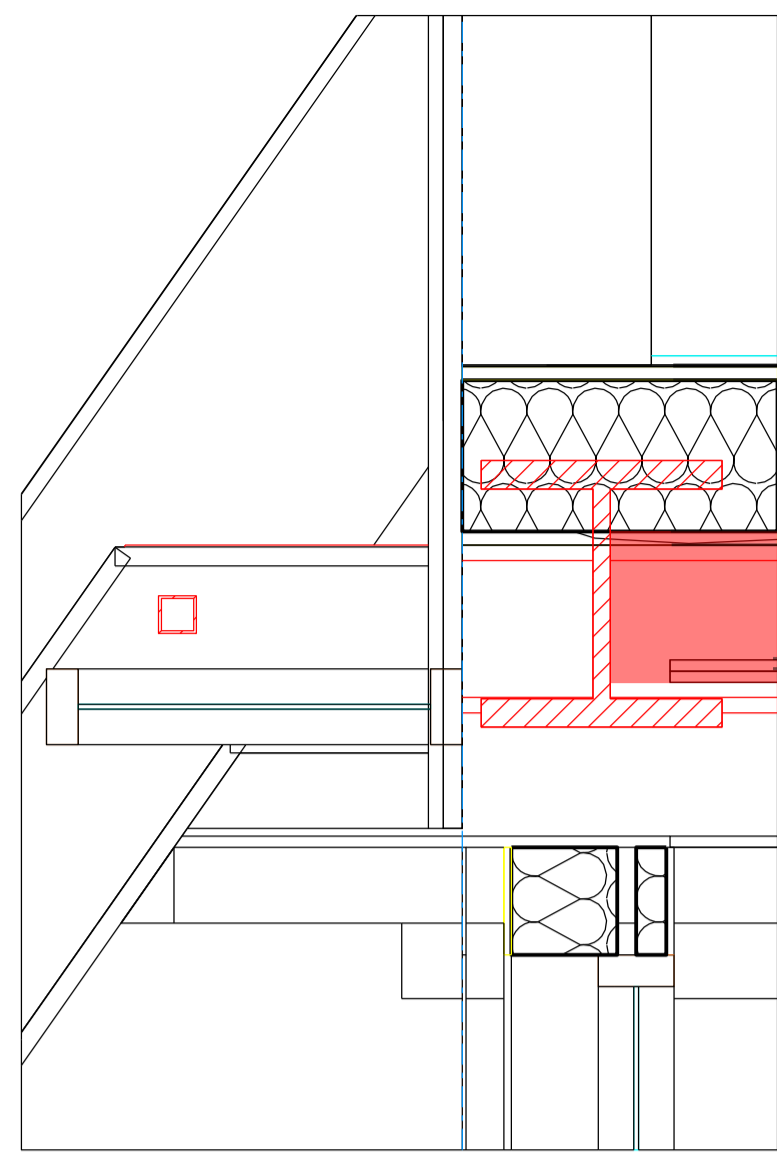
Conversion to residential
227 Shepherds Bush Road
London W6 7AS

227 SBR LTD
30 St Johns Road
Woking GU21 7SA

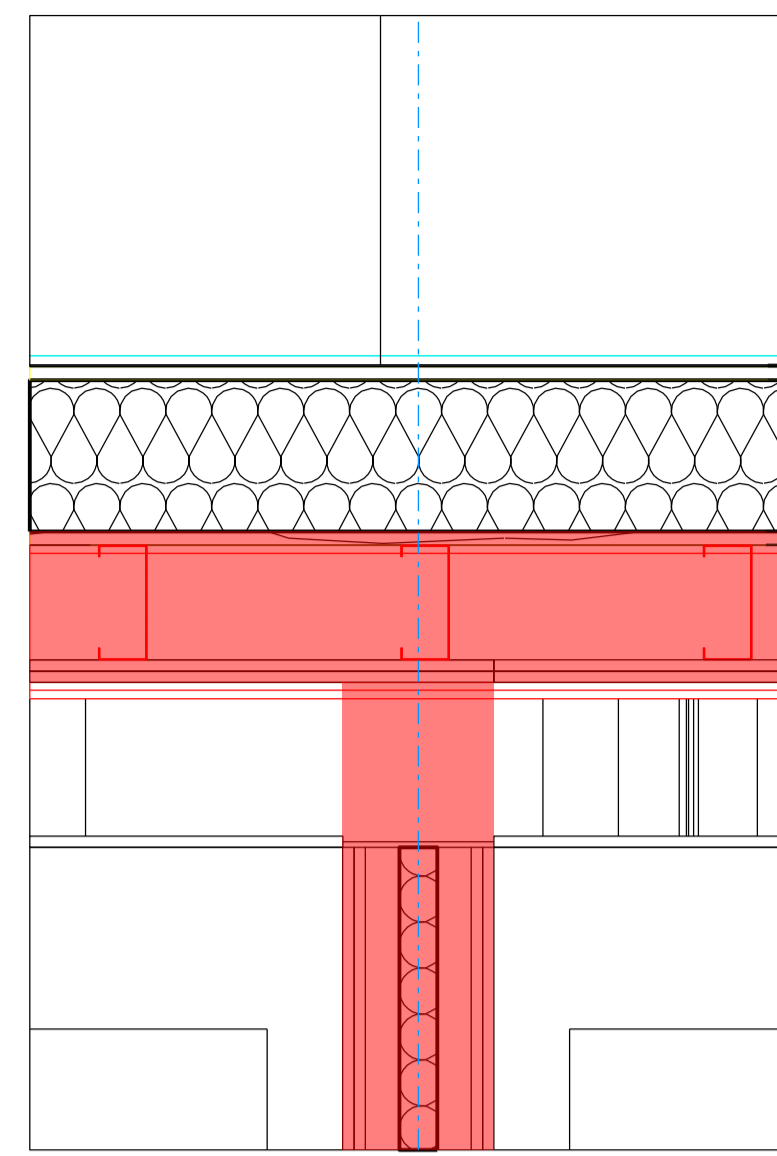
DETAIL I - conversion

DRAFT GA	
1:20 @A3	1:10 @A1
28.01.2026	
MH	
SHE_P16f14	

all dimensions to be checked on site

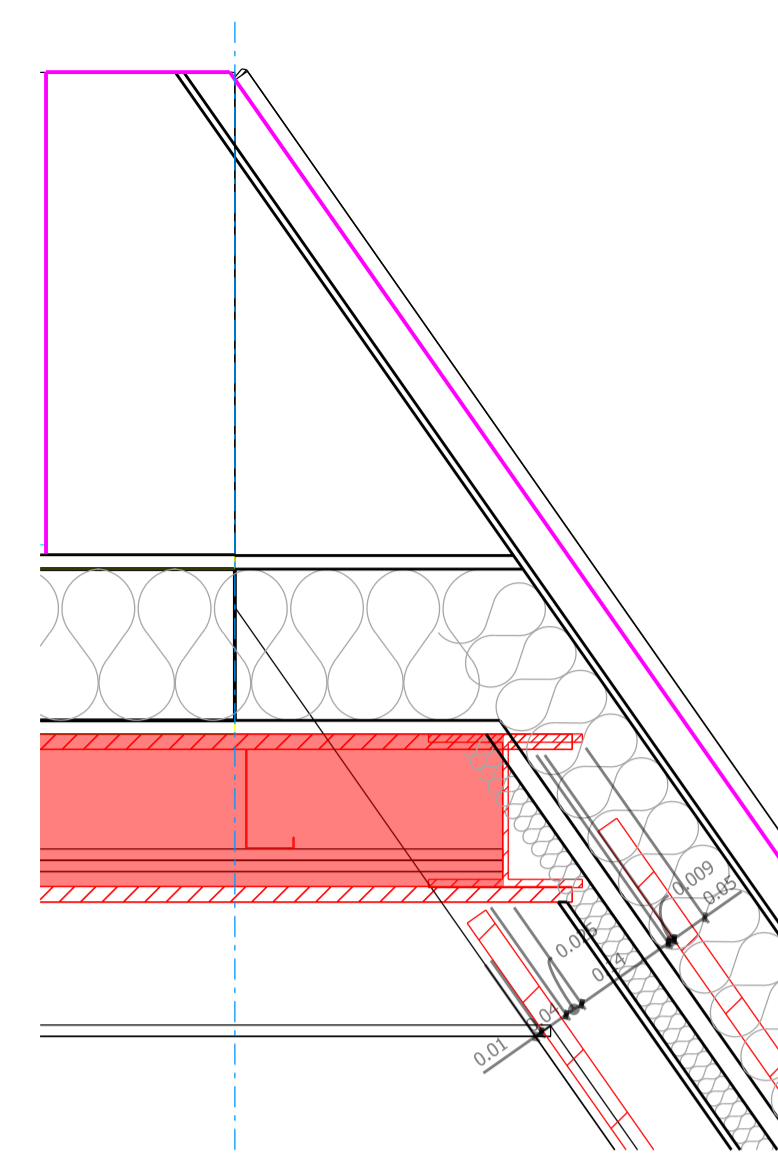


- 2mm - Single ply membrane or felt (flagon SR DE)
- 18mm - Dek (Ply)
- 200mm - Celotex XR4000
- 0mm - Air Vapour Control Layer
- 18mm - Deck (Ply)
- 150mm - Cavity between joists and firings
- 12.5mm - Plasterboard



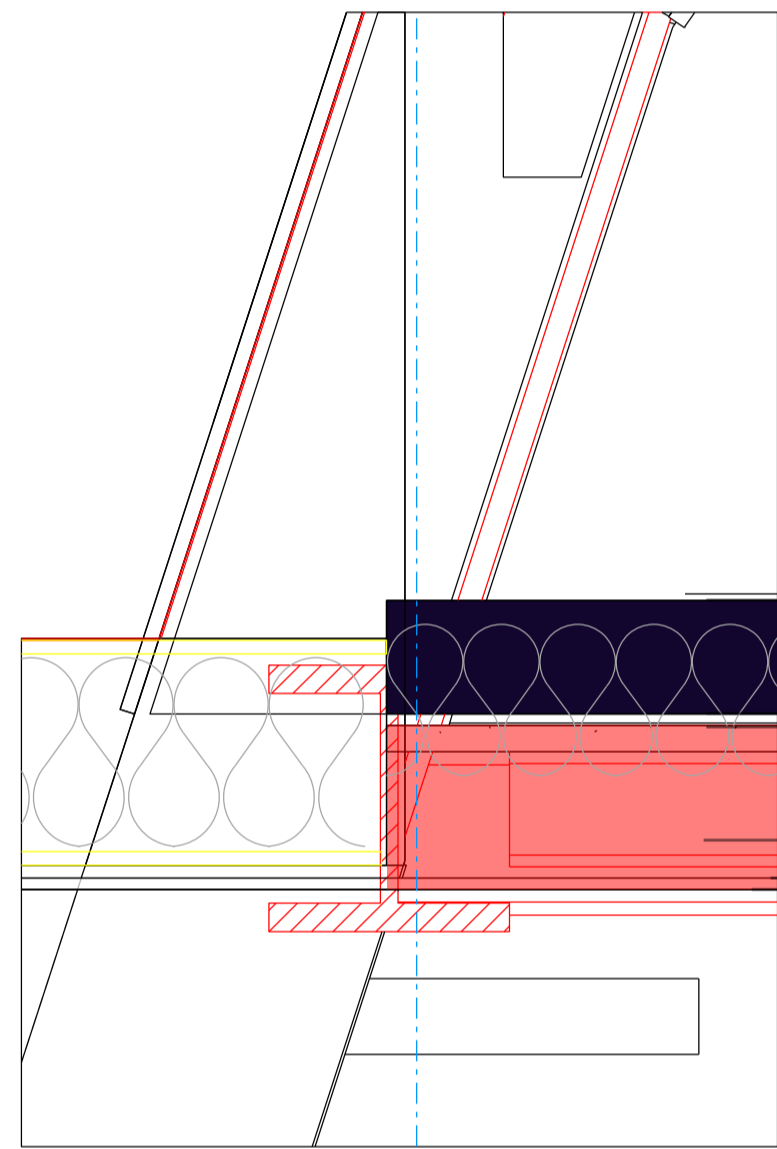
- 2mm - Single ply membrane or felt (flagon SR DE)
- 18mm - Dek (Ply)
- 200mm - Celotex XR4000
- 0mm - Air Vapour Control Layer
- 18mm - Deck (Ply)
- 150mm - Cavity between joists and firings
- 12.5mm - Plasterboard

9 detail_18
P17 1:10

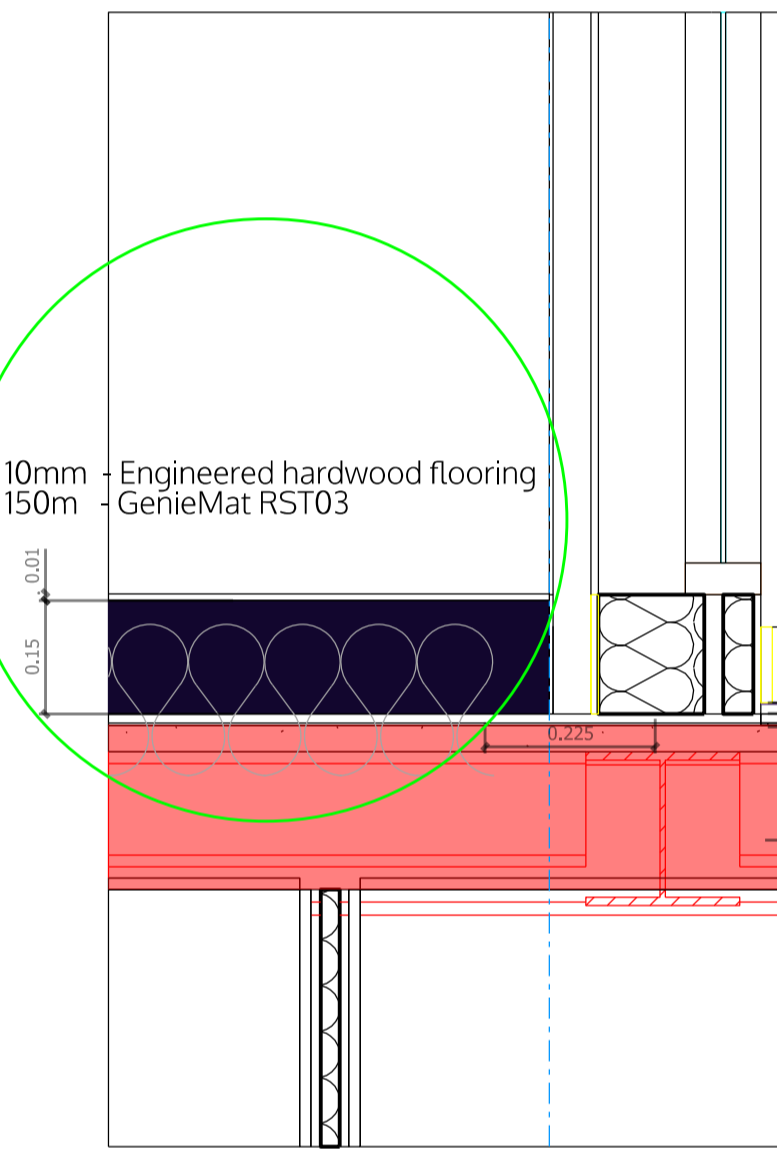


- 9.5mm - Plasterboard facing to laminate
- 40.5mm - Knauf PIR Laminate
- 0mm - Standard VCL
- 140mm - Knauf Insulation Frame Therm-Roll 32/timber frame
- 9mm - OSB sheathing board
- 0mm - TF200 Thermo Breather Mengrane
- 50mm - Cavity Ventilated (low e)/ battens
- ? mm - Cladding

10 detail_19
P17 CUSTOMER

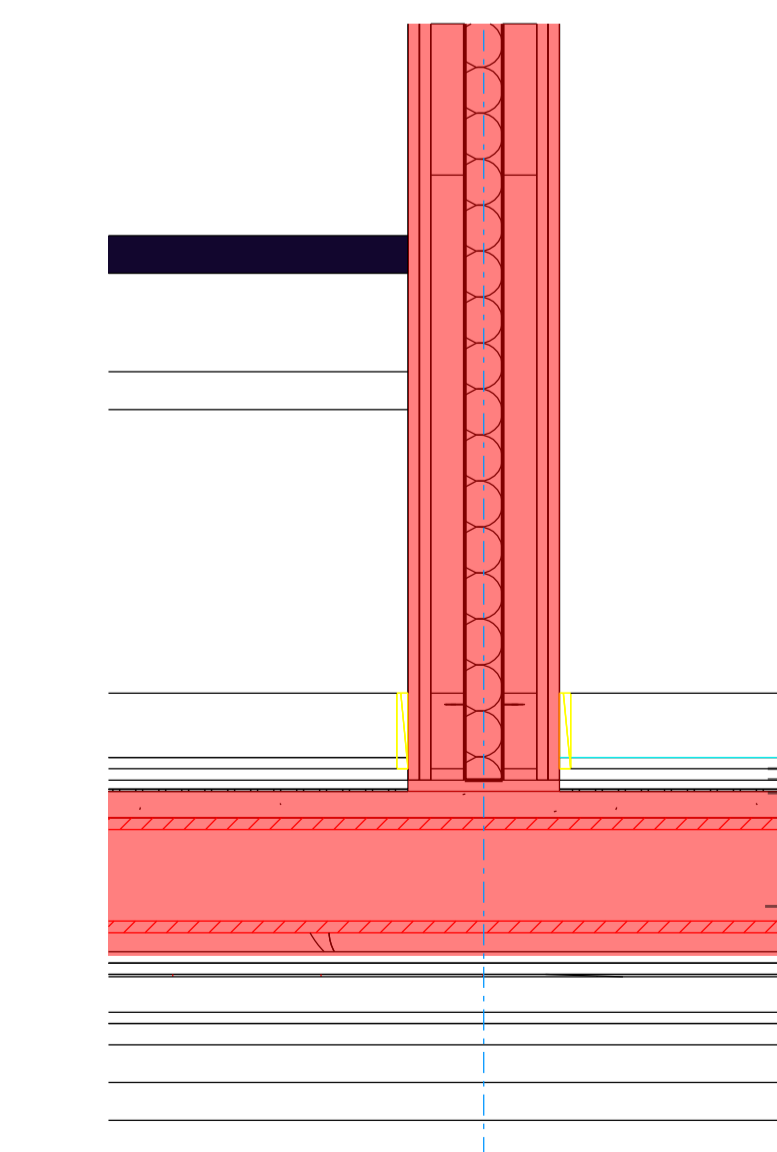
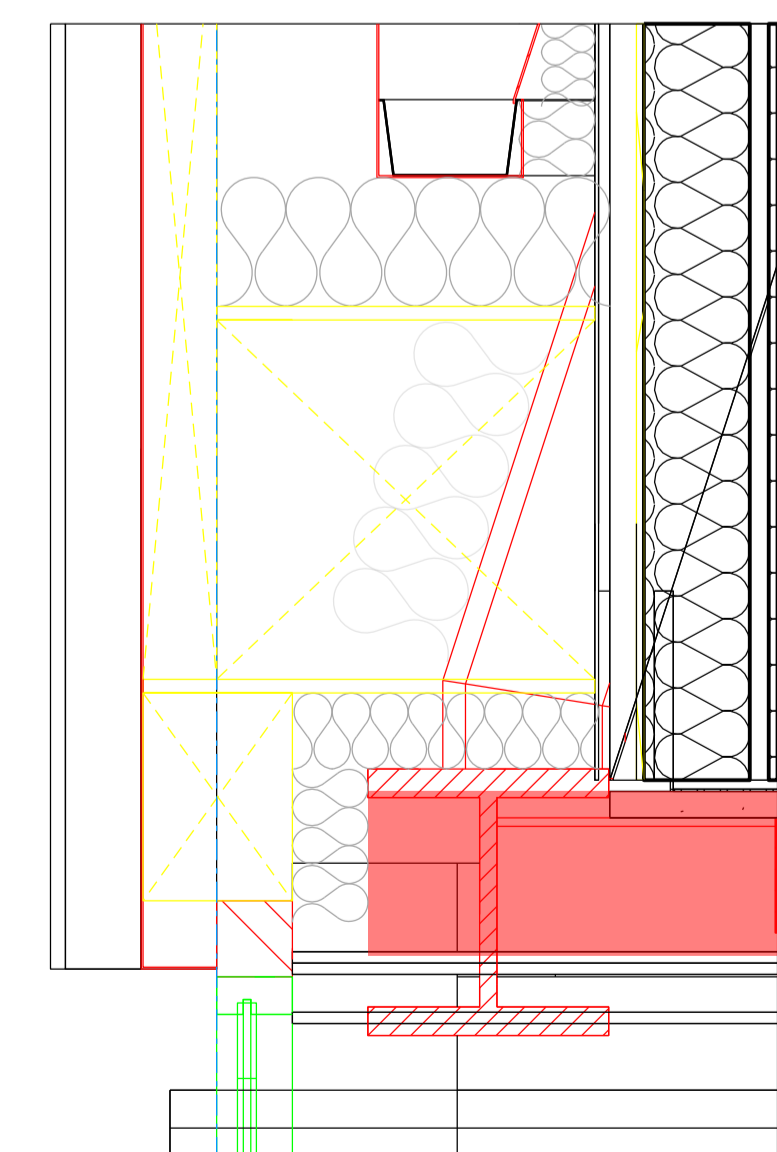
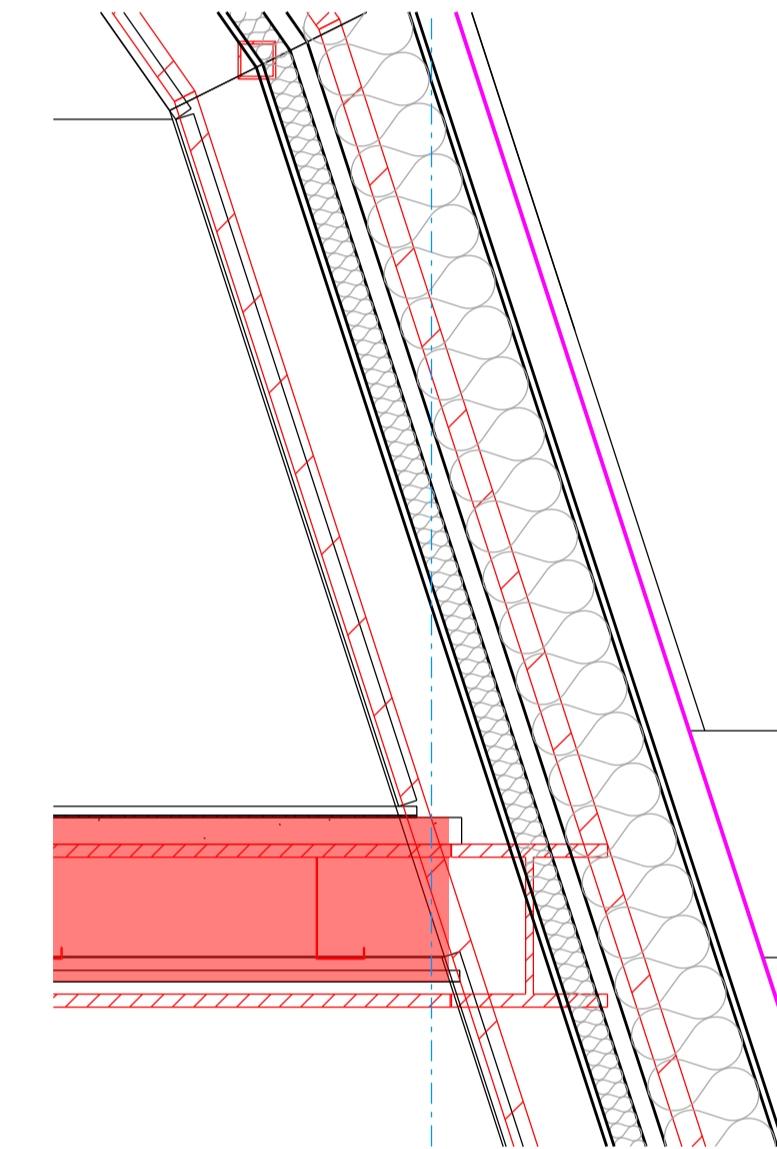


- 10mm - Engineered hardwood flooring
- 150mm - GenieMat RST03
- 18mm - Ply wood
- 150mm - Joist + 2x2 Soundbloc
- 50mm - Void/rubber
- 15mm - Plasterboard



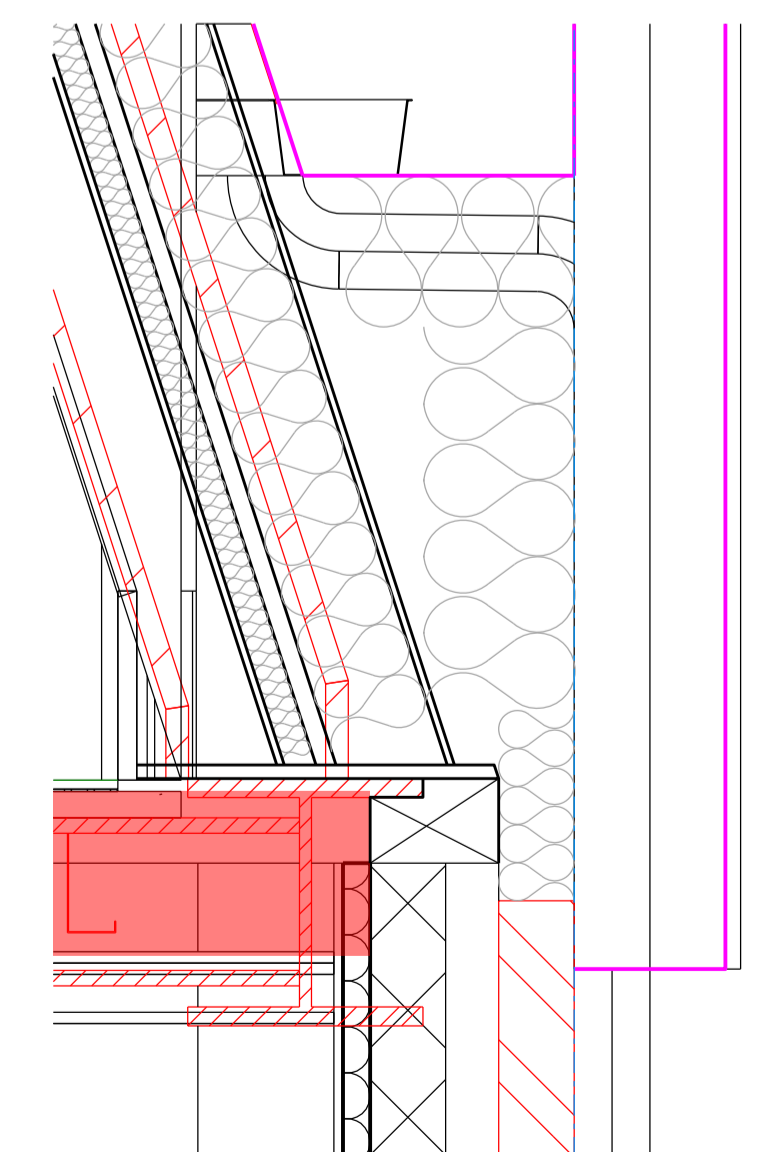
10mm - Engineered hardwood flooring
150mm - GenieMat RST03

- 14mm - Engineered hardwood flooring
- 3mm - GenieMat RST03
- 18mm - Ply wood
- 150mm - Joist + 2x2 Soundbloc
- 50mm - Void/rubber
- 15mm - Plasterboard



- 14mm - Engineered hardwood flooring
- 3mm - GenieMat RST03
- 18mm - Ply wood
- 150mm - Joist + 2x2 Soundbloc
- 50mm - Void/rubber
- 15mm - Plasterboard

DETAIL II - extension



±0.00 FFL on GF = +4.64 m AMSL

All dimensions are structural!

All internal levels (sill, ceilings, beams) are measured from FFL. This drawing is to be viewed together with all consultant documentation (structural engineer, M&E, fire safety strategy, supplier, etc.). Any discrepancies shown are to be notified to the design team immediately.

Legend plan

- FFL finished floor level
- SFL structural floor level
- FCL finished ceiling level
- SCL structural ceiling level

Walls

Notes:
noggings to install in kitchen and TV areas
moisture resistant construction in bathrooms/kitchens
internal fire spread - no Class 3 walls and ceilings finishes
roof fire spread - min Class B
external wall fire spread - A2-s1, d0 or better

- F120 - main stair enclosure - block/drywall
- F60 - party walls/floors - drywall/block/concrete
- F30 - protective partitions - drywall
- Partitions - drywall
- Pre-wall shell - drywall
- Moisture resistant construction

- FD60S 60min fire door (smoke seal/self-closer)
- FD30S 30min fire door (smoke seal/self-closer)
- FD30 30min fire door

- S Smoke detector
- H Heat detector
- B Fire alarm sounder/bell
- E Emergency lighting
- ES Escape signage
- WS Wayfinding signage
- SP Sprinkler area (AWFSS Category 2)
- DRM Dry rising mains
- FRIZ Escape route exclusion zone
- AFD Automatic fire detection system (LD1 in each flat)
- FACP Fire alarm control panel
- PVES PV emergency switch
- EVC Emergency voice communication

acD absorption Class C or D in common parts

- W Water supply
- SVP Soil Vent Pipe
- RVP Rain Water downpipe
- Drain Main Drainage run (2pc fall)
- MH Manhole

- MV Mechanical vent
- MSVS Mechanical smoke ventilation system
- AOV1 Automatic opening smoke vent (MSVS)
- AOV2 Automatic opening smoke vent (access hatch)
- AC Air condition unit x

TC Telecoms supply

- EL Electric supply
- CU Consumer Unit
- Gas Gas supply

Wall types (with British-Gypsum code)

- 1A 250mm Partywall 60dB/F60 - A216013 (EN)
- 1C 225mm Partywall 53dB/F60 - L216017F (EN)
- 1D 200mm Partywall 55dB/F60 - A216014 (EN)
- 2B 200mm Liftshaft 55dB/F60 - A216014 (EN)
- 3A 170mm Stairwall 53dB/F120 - rendered blockwork
- 3B 200mm Stairwall 55dB/F120 - X216011 (EN)
- 3C 100mm Stairwall /F120 - A206067A (EN)
- 4A 130mm Commonpart 53dB/F60 - rend. blockwork see ID
- 4B 102mm Riserwall /F60 - A206078 (EN)
- 5A 97mm Partition 40dB/F30 - A206045 (EN)
- 5B 80mm Partition 40dB/F30 - A206034 (EN)
- 5C 65mm Pre-shell
- 5D 132mm Partition (tall) - A206016 (B) (EN)
- 6C 60mm External wall lining 0.3Uv - i.e. Celotex
- 6D 48mm External wall lining 0.5Uv - i.e. ThermoLine
- 6E 280mm External wall 0.18Uv - i.e. FrameTherm

spaceAgent

Architects and Designers
London-Heidelberg-Barcelona-Brussels
spaceAgent Architects Ltd. is a RIBA Chartered Practice

Conversion to residential
227 Shepherds Bush Road
London W6 7AS

227 SBR LTD
30 St Johns Road
Woking GU21 7SA

DETAIL II - extension

DRAFT GA	
1:20 @A3	1:10 @A1
28.01.2026	
MH	
SHE_P17f14	

no. name date scale status sheet client project © ALL COPYRIGHTS RESERVED

3 detail-20
P17 1:10