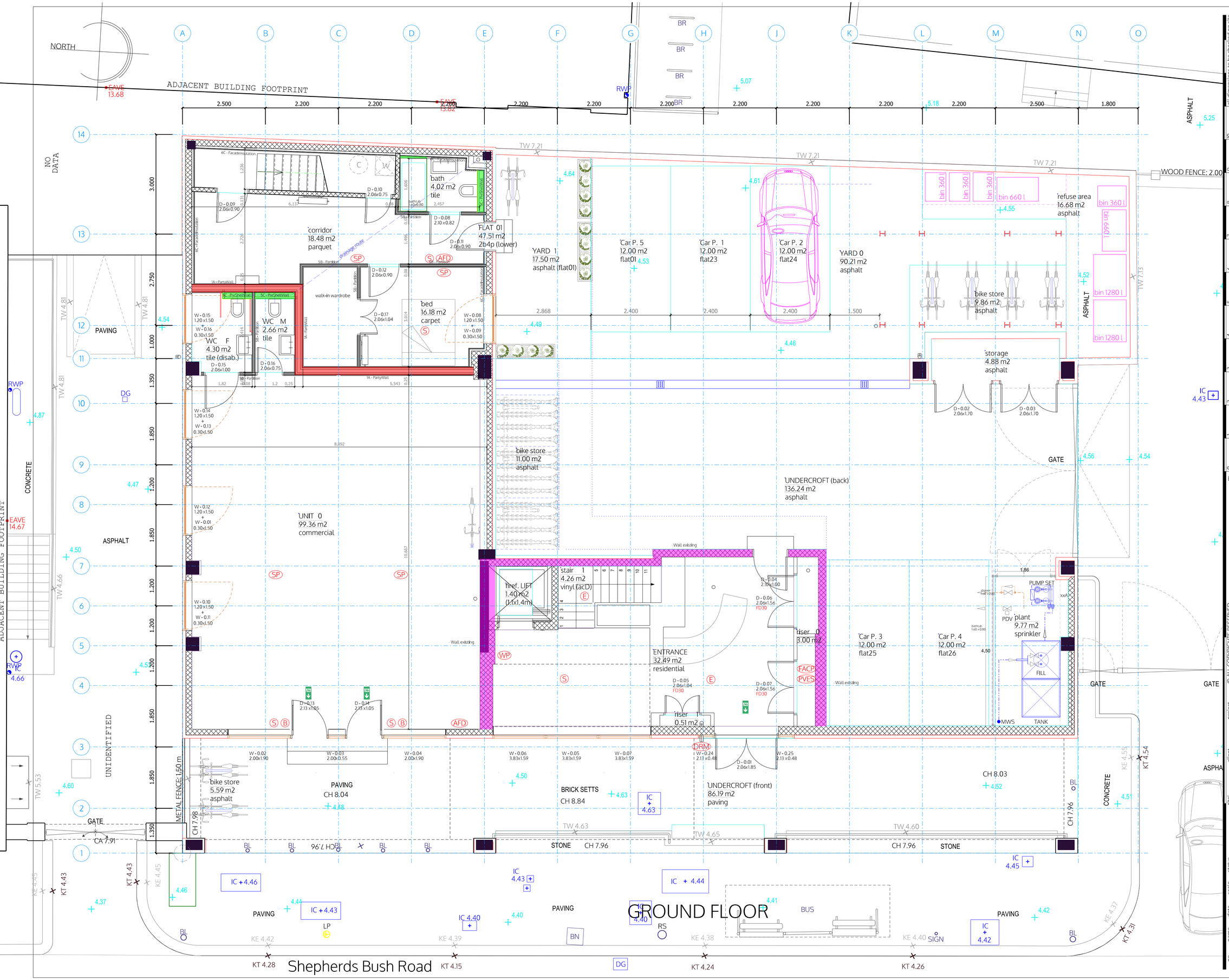

GROUND FLOOR

±0.00 FFL on GF = +4.64 m AMSL

All dimensions are structural!

All internal levels (sill, ceilings, beams) are measured from FFL. This drawing is to be viewed together with all consultant documentation (structural engineer, M&E, fire safety strategy, supplier, etc.).
Any discrepancies shown are to be notified to the design team immediately.

Legend plan

FFL		finished floor level
SFL		structural floor level
FCL		finished ceiling level
SCL		structural ceiling level

Walls

Notes:
all flanking surfaces to break to stop sound transmissions
noggings to install in kitchen and TV areas
moisture resistant construction in bathrooms/kitchens
internal fire spread - no Class 3 walls and ceilings finishes
roof fire spread - min Class B
external wall fire spread - A2-s1, d0 or better
all structural steel coated with intumescent paint F60/F120

- existing structure retained - concrete/blockwork
- F120 - main stair enclosure - block/drywall
- F60 - party walls/floors - drywall/block/concrete
- F30 - protective partitions - drywall
- Partitions - drywall
- Pre-wall shell - drywall
- Moisture resistant construction

FD60S	60min fire door (smoke seal/self-closer)
FD30S	30min fire door (smoke seal/self-closer)
FD30	30min fire door

S	Smoke detector
H	Heat detector
B	Fire alarm sounder/bell
E	Emergency lighting
ES	Escape signage
WS	Wayfinding signage
SP	Sprinkler area (AWFSS Category 2)
DRM	Dry rising mains
EREZ	Escape route exclusion zone
AFD	Automatic fire detection system (LD1 in each flat)
FACP	Fire alarm control panel
PVES	PV emergency switch
EVC	Emergency voice communication
acC	absorbtion Class C in common parts
acD	absorbtion Class D in common parts
W	Water supply
SVP	Soil Vent Pipe
RVP	Rain Water downpipe
Drain	Main Drainage run (2pc fall)
MH	Manhole
MV	Mechanical vent
MSVS	Mechanical smoke ventilation system
AOV1	Automatic opening smoke vent (MSVS)
AOV2	Automatic opening smoke vent (access hatch)
AC	Air condition unit x
TC	Telecoms supply
EL	Electric supply
CU	Consumer Unit
Gas	Gas supply

Wall types (with British-Gypsum code)

1A	250mm PartyWall 60dB/F60 - A216013 (EN)
1C	225mm PartyWall 53dB/F60 - L216017F (EN)
1D	200mm PartyWall 55dB/F60 - A216014 (EN)
2B	173mm LiftShaftWall 52dB/F60 - A306020 (A) (EN)
2C	193mm LiftShaftWall 50dB/F120 - A306033 (A) (EN)
3A	see 4B
3B	200mm StairFireWall 55dB/F120 - X216011 (EN)
3C	100mm StairFireWall /F120 - A206067A (EN)
4A	130mm exist. CoreWall 53dB/F60 - rend. blockwork
4B	170mm exsit. CoreWall 53dB/F120 - rend. blockwork
4C	102mm RiserWall /F60 - A206078 (EN)
5A	97mm Partition 40dB/F30 - A206045 (EN)
5B	80mm Partition 40dB/F30 - A206034 (EN)
5C	65mm PreShellWall (moisture resistent)
5D	132mm Partition (tall) - A206016 (B) (EN)
6C	60mm FacadeInsulation 0.3Uv - i.e. Celotex
6D	48mm FacadeInsulation 0.5Uv - i.e. ThermaLine
6E	340mm SPSWall 0.18Uv - i.e. NyRock Frame, Hardrock
6F	48mm FacadeInsulation 0.5Uv + + fire board (F60)

spaceAgent

Architects and Designers
London-Heidelberg-Barcelona-Brussels
spaceAgent Architects Ltd. is a RIBA Chartered Practice
www.spaceagent.com
mail@spaceagent.com

© ALL COPYRIGHTS RESERVED

project

Conversion to residential
227 Shepherds Bush Road
London W6 7AS

client

227 SBR LTD
30 St Johns Road
Woking GU21 7SA

title

GROUND FLOOR

status: DRAFT GA

scale: 1:100 @A3, 1:50 @A1

date: 15.07.2026

name: MH

no.: SHE_P01h1

±0.00 FFL on GF = +4.64 m AMSL

All dimensions are structural!

All internal levels (sill, ceilings, beams) are measured from FFL. This drawing is to be viewed together with all consultant documentation (structural engineer, M&E, fire safety strategy, supplier, etc.).
Any discrepancies shown are to be notified to the design team immediately.

Legend plan

FFL	finished floor level
SFL	structural floor level
FCL	finished ceiling level
SCL	structural ceiling level

Walls

Notes:
all flanking surfaces to break to stop sound transmissions
noggings to install in kitchen and TV areas
moisture resistant construction in bathrooms/kitchens
internal fire spread - no Class 3 walls and ceilings finishes
roof fire spread - min Class B
external wall fire spread - A2-s1, d0 or better
all structural steel coated with intumescent paint F60/F120

- existing structure retained - concrete/blockwork
- F120 - main stair enclosure - block/drywall
- F60 - party walls/floors - drywall/block/concrete
- F30 - protective partitions - drywall
- Partitions - drywall
- Pre-wall shell - drywall
- Moisture resistant construction

FD60S	60min fire door (smoke seal/self-closer)
FD30S	30min fire door (smoke seal/self-closer)
FD30	30min fire door

S	Smoke detector
H	Heat detector
B	Fire alarm sounder/bell
E	Emergency lighting
ES	Escape signage
WS	Wayfinding signage
SP	Sprinkler area (AWFSS Category 2)
DRM	Dry rising mains
EREZ	Escape route exclusion zone
AFD	Automatic fire detection system (LD1 in each flat)
FACP	Fire alarm control panel
PVES	PV emergency switch
EVC	Emergency voice communication

acC	absorbtion Class C in common parts
acD	absorbtion Class D in common parts

W	Water supply
SVP	Soil Vent Pipe
RVP	Rain Water downpipe
Drain	Main Drainage run (2pc fall)
MH	Manhole

MV	Mechanical vent
MSVS	Mechanical smoke ventilation system
AOV 1	Automatic opening smoke vent (MSVS)
AOV2	Automatic opening smoke vent (access hatch)
AC	Air condition unit x

TC	Telecoms supply
EL	Electric supply
CU	Consumer Unit
Gas	Gas supply

Wall types (with British-Gypsum code)

1A	250mm PartyWall 60dB/F60 - A216013 (EN)
1C	225mm PartyWall 53dB/F60 - L216017F (EN)
1D	200mm PartyWall 55dB/F60 - A216014 (EN)
2B	173mm LiftShaftWall 52dB/F60 - A306020 (A) (EN)
2C	193mm LiftShaftWall 50dB/F120 - A306033 (A) (EN)
3A	see 4B
3B	200mm StairFireWall 55dB/F120 - X216011 (EN)
3C	100mm StairFireWall /F120 - A206067A (EN)
4A	130mm exist. CoreWall 53dB/F60 - rend. blockwork
4B	170mm exsit. CoreWall 53dB/F120 - rend. blockwork
4C	102mm RiserWall /F60 - A206078 (EN)
5A	97mm Partition 40dB/F30 - A206045 (EN)
5B	80mm Partition 40dB/F30 - A206034 (EN)
5C	65mm PreShellWall (moisture resistent)
5D	132mm Partition (tall) - A206016 (B) (EN)
6C	60mm FacadeInsulation 0.3Uv - i.e. Celotex
6D	48mm FacadeInsulation 0.5Uv - i.e. ThermaLine
6E	340mm SFSWall 0.18Uv - i.e. NyRock Frame, Hardrock
6F	48mm FacadeInsulation 0.5Uv - + fire board (F60)

spaceAgent

Architects and Designers www.spaceagent.com
London•Heidelberg•Barcelona•Brussels mail@spaceagent.com
spaceAgent Architects Ltd. is a RIBA Chartered Practice

© ALL COPYRIGHTS RESERVED

project

Conversion to residential
227 Shepherds Bush Road
London W6 7AS

client

227 SBR LTD
30 St Johns Road
Woking GU21 7SA

title

MEZZANINE FLOOR

status: DRAFT GA

scale: 1:100 @A3 / 1:50 @A1

date: 15.07.2026

name: MH

no.: SHE_P02h1

all dimensions to be checked on site

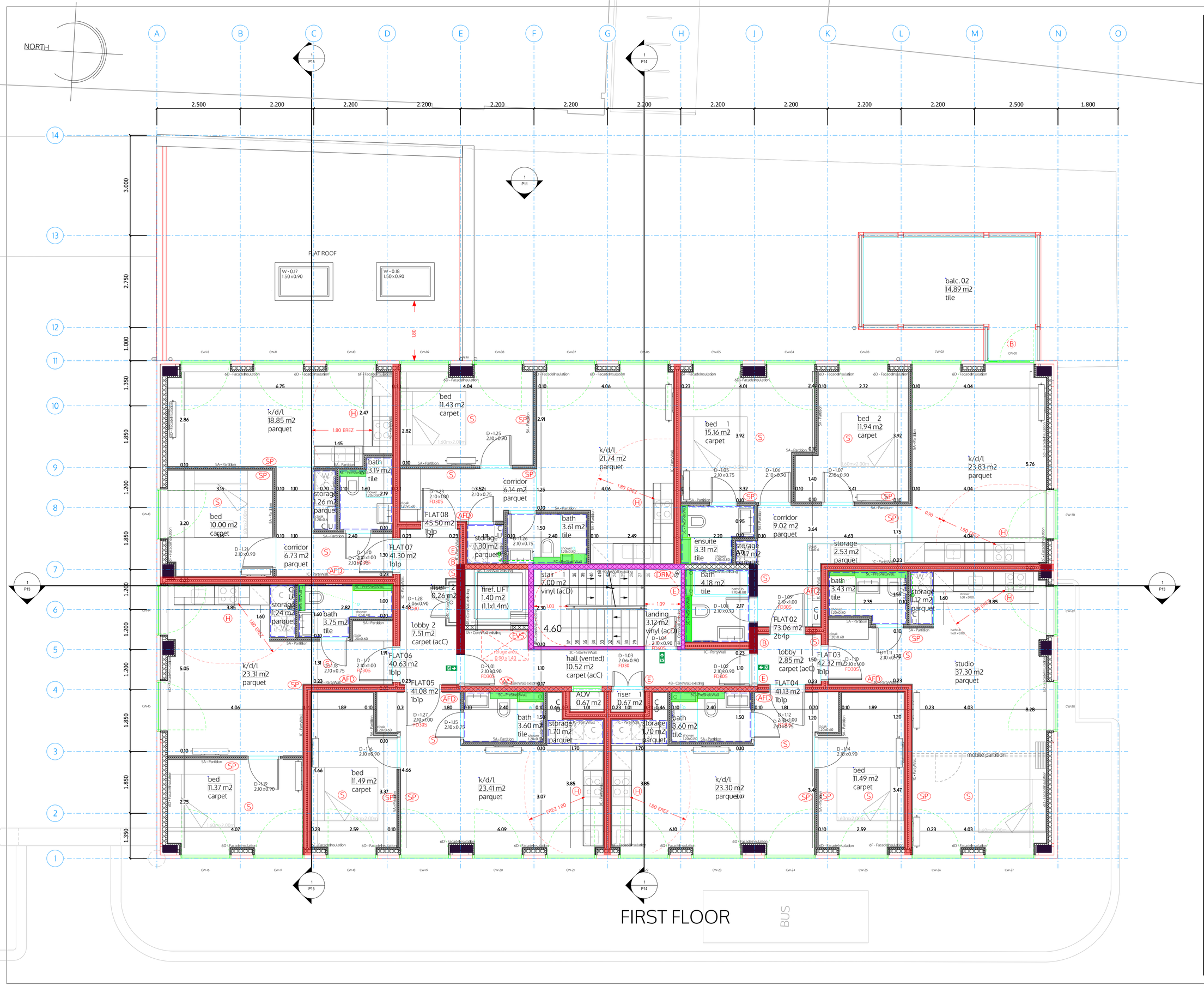

±0.00 FFL on GF = +4.64 m AMSL

All dimensions are structural!

All internal levels (sill, ceilings, beams) are measured from FFL. This drawing is to be viewed together with all consultant documentation (structural engineer, M&E, fire safety strategy, supplier, etc.).
Any discrepancies shown are to be notified to the design team immediately.

Legend plan

FFL		finished floor level
SFL		structural floor level
FCL		finished ceiling level
SCL		structural ceiling level

Walls

Notes:
all flanking surfaces to break to stop sound transmissions
noggings to install in kitchen and TV areas
moisture resistant construction in bathrooms/kitchens
internal fire spread - no Class 3 walls and ceilings finishes
roof fire spread - min Class B
external wall fire spread - A2-s1, d0 or better
all structural steel coated with intumescent paint F60/F120

- existing structure retained - concrete/blockwork
- F120 - main stair enclosure - block/drywall
- F60 - party walls/floors - drywall/block/concrete
- F30 - protective partitions - drywall
- Partitions - drywall
- Pre-wall shell - drywall
- Moisture resistant construction

FD60S	60min fire door (smoke seal/self-closer)
FD30S	30min fire door (smoke seal/self-closer)
FD30	30min fire door

S	Smoke detector
H	Heat detector
B	Fire alarm sounder/bell
E	Emergency lighting
ES	Escape signage
WS	Wayfinding signage
SP	Sprinkler area (AWFSS Category 2)
DRM	Dry rising mains
EREZ	Escape route exclusion zone
AFD	Automatic fire detection system (LD1 in each flat)
FACP	Fire alarm control panel
PVES	PV emergency switch
EVC	Emergency voice communication

acC	absorbtion Class C in common parts
acD	absorbtion Class D in common parts

W	Water supply
SVP	Soil Vent Pipe
RVP	Rain Water downpipe
Drain	Main Drainage run (2pc fall)
MH	Manhole

MV	Mechanical vent
MSVS	Mechanical smoke ventilation system
AOV 1	Automatic opening smoke vent (MSVS)
AOV2	Automatic opening smoke vent (access hatch)
AC	Air condition unit x

TC	Telecoms supply
EL	Electric supply
CU	Consumer Unit
Gas	Gas supply

Wall types (with British-Gypsum code)

1A	250mm PartyWall 60dB/F60 - A216013 (EN)
1C	225mm PartyWall 53dB/F60 - L216017F (EN)
1D	200mm PartyWall 55dB/F60 - A216014 (EN)
2B	173mm LiftShaftWall 52dB/F60 - A306020 (A) (EN)
2C	193mm LiftShaftWall 50dB/F120 - A306033 (A) (EN)
3A	see 4B
3B	200mm StairFireWall 55dB/F120 - X216011 (EN)
3C	100mm StairFireWall /F120 - A206067A (EN)
4A	130mm exist. CoreWall 53dB/F60 - rend. blockwork
4B	170mm exsit. CoreWall 53dB/F120 - rend. blockwork
4C	102mm RiserWall /F60 - A206078 (EN)
5A	97mm Partition 40dB/F30 - A206045 (EN)
5B	80mm Partition 40dB/F30 - A206034 (EN)
5C	65mm PreShellWall (moisture resistent)
5D	132mm PartItIon (tall) - A206016 (B) (EN)
6C	60mm FacadeInsulation 0.3Uv - i.e. Celotex
6D	48mm FacadeInsulation 0.5Uv - i.e. ThermaLine
6E	340mm SPSWall 0.18Uv - i.e. NyRock Frame, Hardrock
6F	48mm FacadeInsulation 0.5Uv + + fire board (F60)

spaceAgent

Architects and Designers www.spaceagent.com
London•Heidelberg•Barcelona•Brussels mail@spaceagent.com
spaceAgent Architects Ltd. is a RIBA Chartered Practice

© ALL COPYRIGHTS RESERVED

project
Conversion to residential
227 Shepherds Bush Road
London W6 7AS

client
227 SBR LTD
30 St Johns Road
Woking GU21 7SA

title
FIRST FLOOR

status
DRAFT GA

scale
1:100 @A3
1:50 @A1

date
15.07.2026

name
MH

no.
SHE_P03h1

all dimensions to be checked on site

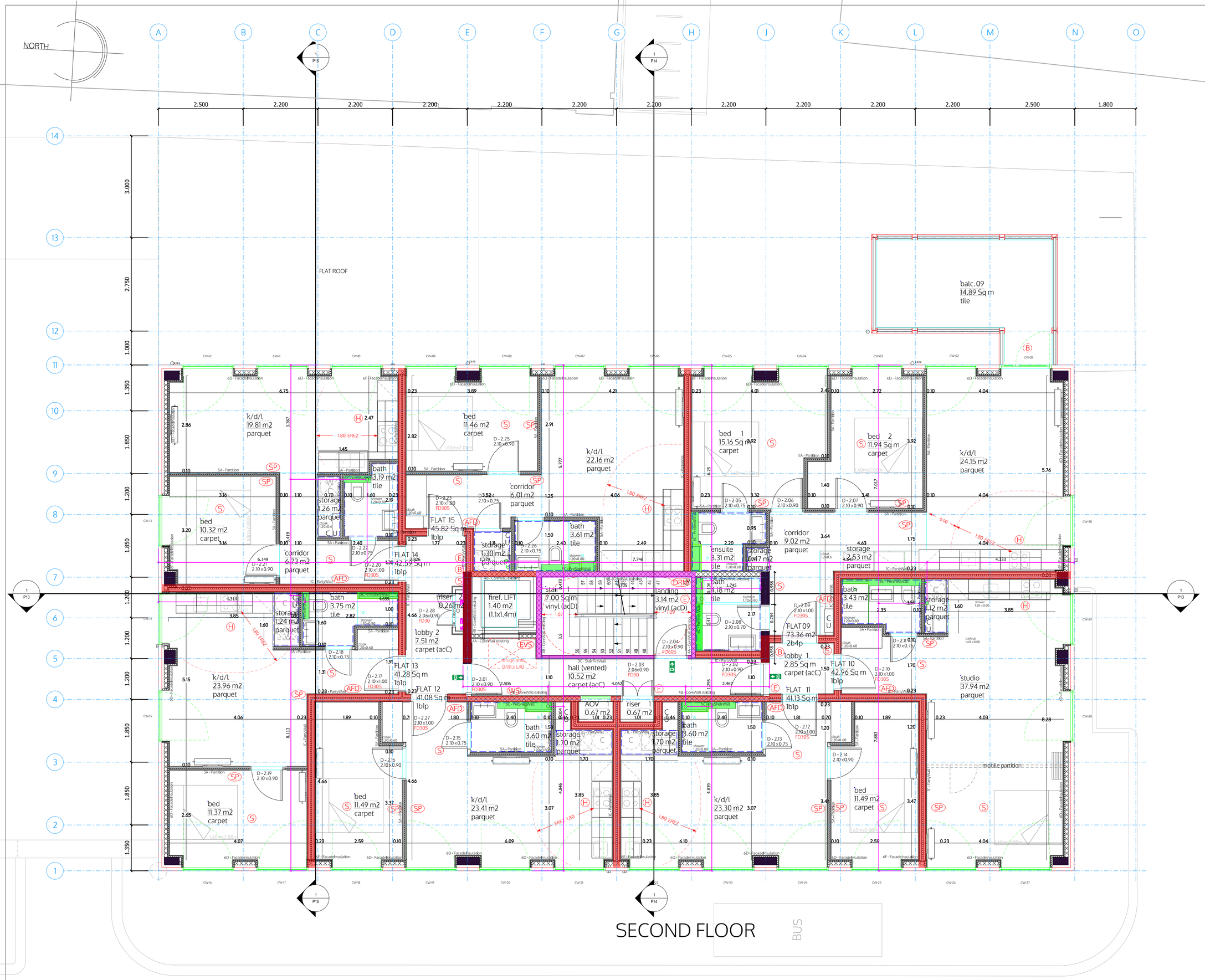

±0.00 FFL on GF = +4.64 m AMSL

All dimensions are structural!

All internal levels (sill, ceilings, beams) are measured from FFL. This drawing is to be viewed together with all consultant documentation (structural engineer, M&E, fire safety strategy, supplier, etc.).
Any discrepancies shown are to be notified to the design team immediately.

Legend plan

FFL	▼	finished floor level
SFL	▽	structural floor level
FCL	▲	finished ceiling level
SCL	△	structural ceiling level

Walls

Notes:
all flanking surfaces to break to stop sound transmissions
noggings to install in kitchen and TV areas
moisture resistant construction in bathrooms/kitchens
internal fire spread - no Class 3 walls and ceilings finishes
roof fire spread - min Class B
external wall fire spread - A2-s1, d0 or better
all structural steel coated with intumescent paint F60/F120

- existing structure retained - concrete/blockwork
- F120 - main stair enclosure - block/drywall
- F60 - party walls/floors - drywall/block/concrete
- F30 - protective partitions - drywall
- Partitions - drywall
- Pre-wall shell - drywall
- Moisture resistant construction

FD60S	60min fire door (smoke seal/self-closer)
FD30S	30min fire door (smoke seal/self-closer)
FD30	30min fire door

S	Smoke detector
H	Heat detector
B	Fire alarm sounder/bell
E	Emergency lighting
ES	Escape signage
WS	Wayfinding signage
SP	Sprinkler area (AWFSS Category 2)
DRM	Dry rising mains
EREZ	Escape route exclusion zone
AFD	Automatic fire detection system (LD1 in each flat)
FACP	Fire alarm control panel
PVES	PV emergency switch
EVC	Emergency voice communication

acC	absorbtion Class C in common parts
acD	absorbtion Class D in common parts

W	Water supply
SVP	Soil Vent Pipe
RVP	Rain Water downpipe
Drain	Main Drainage run (2pc fall)
MH	Manhole

MV	Mechanical vent
MSVS	Mechanical smoke ventilation system
AOV 1	Automatic opening smoke vent (MSVS)
AOV2	Automatic opening smoke vent (access hatch)
AC	Air condition unit x

TC	Telecoms supply
EL	Electric supply
CU	Consumer Unit
Gas	Gas supply

Wall types (with British-Gypsum code)

1A	250mm PartyWall 60dB/F60 - A216013 (EN)
1C	225mm PartyWall 53dB/F60 - L216017F (EN)
1D	200mm PartyWall 55dB/F60 - A216014 (EN)
2B	173mm LiftShaftWall 52dB/F60 - A306020 (A) (EN)
2C	193mm LiftShaftWall 50dB/F120 - A306033 (A) (EN)
3A	see 4B
3B	200mm StairFireWall 55dB/F120 - X216011 (EN)
3C	100mm StairFireWall /F120 - A206067A (EN)
4A	130mm exist. CoreWall 53dB/F60 - rend. blockwork
4B	170mm exsit. CoreWall 53dB/F120 - rend. blockwork
4C	102mm RiserWall /F60 - A206078 (EN)
5A	97mm Partition 40dB/F30 - A206045 (EN)
5B	80mm Partition 40dB/F30 - A206034 (EN)
5C	65mm PreShellWall (moisture resistent)
5D	132mm PartItIon (tall) - A206016 (B) (EN)
6C	60mm FacadeInsulation 0.3Uv - i.e. Celotex
6D	48mm FacadeInsulation 0.5Uv - i.e. ThermaLine
6E	340mm SFSWall 0.18Uv - i.e. NyRock Frame, Hardrock
6F	48mm FacadeInsulation 0.5Uv - + fire board (F60)

spaceAgent

Architects and Designers
London•Heidelberg•Barcelona•Brussels
spaceAgent Architects Ltd. is a RIBA Chartered Practice
www.spaceagent.com
mail@spaceagent.com

© ALL COPYRIGHTS RESERVED

project

Conversion to residential
227 Shepherds Bush Road
London W6 7AS

client

227 SBR LTD
30 St Johns Road
Woking GU21 7SA

title

SECOND FLOOR

status

DRAFT GA

scale

1:100 @A3
1:50 @A1

date

14.07.2026

name

MH

no.

SHE_P04h1

all dimensions to be checked on site

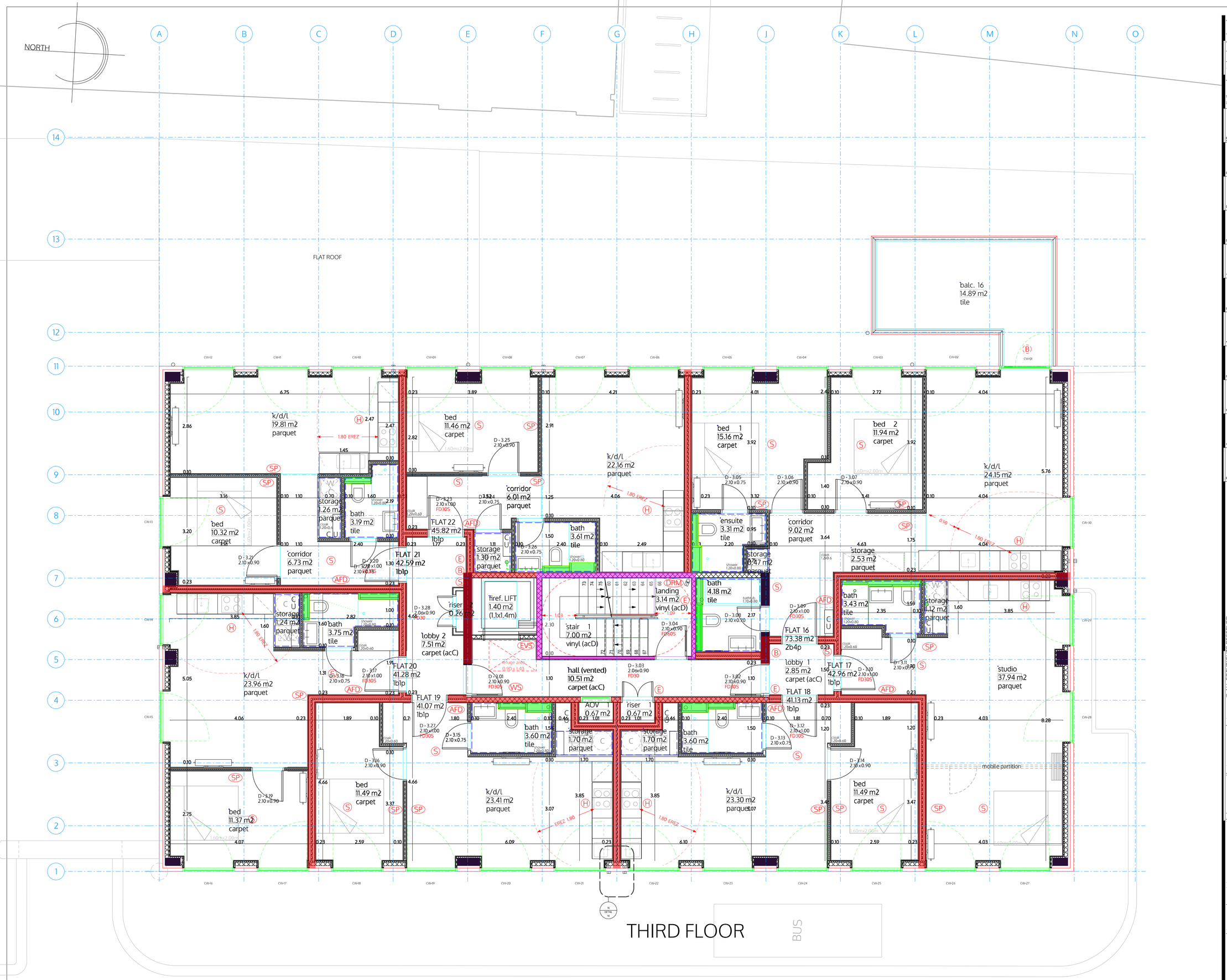

±0.00 FFL on GF = +4.64 m AMSL

All dimensions are structural!

All internal levels (sill, ceilings, beams) are measured from FFL. This drawing is to be viewed together with all consultant documentation (structural engineer, M&E, fire safety strategy, supplier, etc.).
Any discrepancies shown are to be notified to the design team immediately.

Legend plan

FFL	▼	finished floor level
SFL	▽	structural floor level
FCL	▲	finished ceiling level
SCL	△	structural ceiling level

Walls

Notes:
all flanking surfaces to break to stop sound transmissions
noggings to install in kitchen and TV areas
moisture resistant construction in bathrooms/kitchens
internal fire spread - no Class 3 walls and ceilings finishes
roof fire spread - min Class B
external wall fire spread - A2-s1, d0 or better
all structural steel coated with intumescent paint F60/F120

- existing structure retained - concrete/blockwork
- F120 - main stair enclosure - block/drywall
- F60 - party walls/floors - drywall/block/concrete
- F30 - protective partitions - drywall
- Partitions - drywall
- Pre-wall shell - drywall
- Moisture resistant construction

FD60S	60min fire door (smoke seal/self-closer)
FD30S	30min fire door (smoke seal/self-closer)
FD30	30min fire door

S	Smoke detector
H	Heat detector
B	Fire alarm sounder/bell
E	Emergency lighting
ES	Escape signage
WS	Wayfinding signage
SP	Sprinkler area (AWFSS Category 2)
DRM	Dry rising mains
EREZ	Escape route exclusion zone
AFD	Automatic fire detection system (LD1 in each flat)
FACP	Fire alarm control panel
PVES	PV emergency switch
EVC	Emergency voice communication

acC	absorbtion Class C in common parts
acD	absorbtion Class D in common parts

W	Water supply
SVP	Soil Vent Pipe
RVP	Rain Water downpipe
Drain	Main Drainage run (2pc fall)
MH	Manhole

MV	Mechanical vent
MSVS	Mechanical smoke ventilation system
AOV 1	Automatic opening smoke vent (MSVS)
AOV2	Automatic opening smoke vent (access hatch)
AC	Air condition unit x

TC	Telecoms supply
EL	Electric supply
CU	Consumer Unit
Gas	Gas supply

Wall types (with British-Gypsum code)

1A	250mm PartyWall 60dB/F60 - A216013 (EN)
1C	225mm PartyWall 53dB/F60 - L216017F (EN)
1D	200mm PartyWall 55dB/F60 - A216014 (EN)
2B	173mm LiftShaftWall 52dB/F60 - A306020 (A) (EN)
2C	193mm LiftShaftWall 50dB/F120 - A306033 (A) (EN)
3A	see 4B
3B	200mm StairFireWall 55dB/F120 - X216011 (EN)
3C	100mm StairFireWall /F120 - A206067A (EN)
4A	130mm exist. CoreWall 53dB/F60 - rend. blockwork
4B	170mm exsit. CoreWal 53dB/F120 - rend. blockwork
4C	102mm RiserWall /F60 - A206078 (EN)
5A	97mm Partition 40dB/F30 - A206045 (EN)
5B	80mm Partition 40dB/F30 - A206034 (EN)
5C	65mm PreShellWall (molsture resistent)
5D	132mm Partition (tall) - A206016 (B) (EN)
6C	60mm FacadeInsulation 0.3Uv - i.e. Celotex
6D	48mm FacadeInsulation 0.5Uv - i.e. ThermaLine
6E	340mm SPSWall 0.18Uv - i.e. NyRock Frame, Hardrock
6F	48mm FacadeInsulation 0.5Uv + + fire board (F60)

spaceAgent

Architects and Designers www.spaceagent.com
London•Heidelberg•Barcelona•Brussels mail@spaceagent.com
spaceAgent Architects Ltd. is a RIBA Chartered Practice

© ALL COPYRIGHTS RESERVED

project

Conversion to residential
227 Shepherds Bush Road
London W6 7AS

client

227 SBR LTD
30 St Johns Road
Woking GU21 7SA

title

THIRD FLOOR

status: DRAFT GA

scale: 1:100 @A3
1:50 @A1

date: 14.07.2026

name: MH

no.: SHE_P05h1

all dimensions to be checked on site

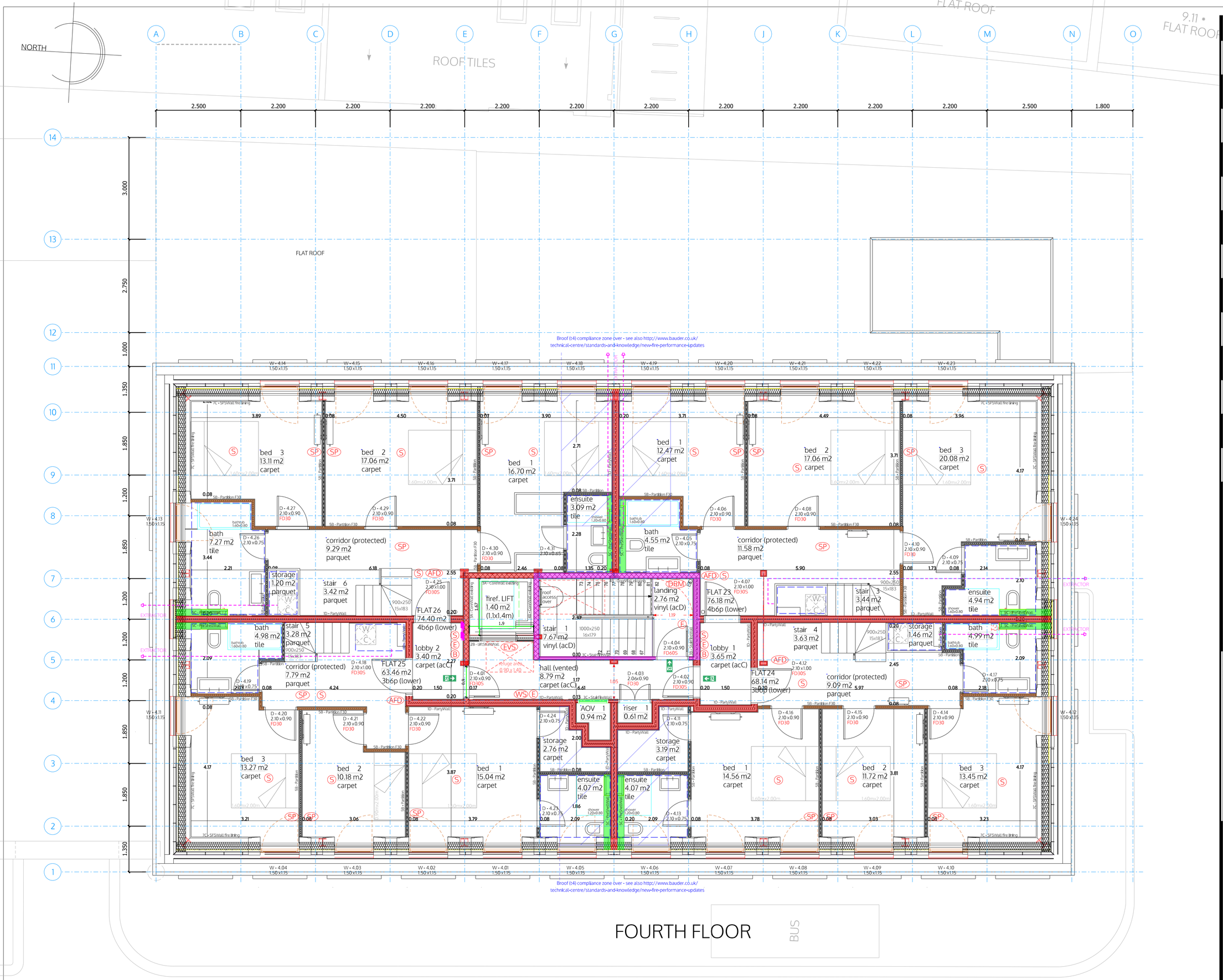

±0.00 FFL on GF = +44.64 m AMSL

All dimensions are structural!

All internal levels (sill, ceilings, beams) are measured from FFL. This drawing is to be viewed together with all consultant documentation (structural engineer, M&E, fire safety strategy, supplier, etc.).
Any discrepancies shown are to be notified to the design team immediately.

Legend plan

FFL	▼	finished floor level
SFL	▽	structural floor level
FCL	▲	finished ceiling level
SCL	△	structural ceiling level

Walls

Notes:
all flanking surfaces to break to stop sound transmissions
noggings to install in kitchen and TV areas
moisture resistant construction in bathrooms/kitchens
internal fire spread - no Class 3 walls and ceilings finishes
roof fire spread - min Class B
external wall fire spread - A2-s1, d0 or better
all structural steel coated with intumescent paint F60/FI20

- existing structure retained - concrete/blockwork
- FI20 - main stair enclosure - block/drywall
- F60 - party walls/floors - drywall/block/concrete
- F30 - protective partitions - drywall
- Partitions - drywall
- Pre-wall shell - drywall
- Moisture resistant construction

FD60S	60min fire door (smoke seal/self-closer)
FD30S	30min fire door (smoke seal/self-closer)
FD30	30min fire door

S	Smoke detector
H	Heat detector
B	Fire alarm sounder/bell
E	Emergency lighting
ES	Escape signage
WS	Wayfinding signage
SP	Sprinkler area (AWFSS Category 2)
DRM	Dry rising mains
EREZ	Escape route exclusion zone
AFD	Automatic fire detection system (LD1 in each flat)
FACP	Fire alarm control panel
PVES	PV emergency switch
EVC	Emergency voice communication

acC	absorbtion Class C in common parts
acD	absorbtion Class D in common parts

W	Water supply
SVP	Soil Vent Pipe
RVP	Rain Water downpipe
Drain	Main Drainage run (2pc fall)
MH	Manhole

MV	Mechanical vent
MSVS	Mechanical smoke ventilation system
AOV 1	Automatic opening smoke vent (MSVS)
AOV2	Automatic opening smoke vent (access hatch)
AC	Air condition unit x

TC	Telecoms supply
EL	Electric supply
CU	Consumer Unit
Gas	Gas supply

Wall types (with British-Gypsum code)

1A	250mm PartyWall 60dB/F60 - A216013 (EN)
1C	225mm PartyWall 53dB/F60 - L216017F (EN)
1D	200mm PartyWall 55dB/F60 - A216014 (EN)
2B	173mm LiftShaftWall 52dB/F60 - A306020 (A) (EN)
2C	193mm LiftShaftWall 50dB/FI20 - A306033 (A) (EN)
3A	see 4B
3B	200mm StairFireWall 55dB/FI20 - X216011 (EN)
3C	100mm StairFireWall /FI20 - A206067A (EN)
4A	130mm exist. CoreWall 53dB/F60 - rend. blockwork
4B	170mm exsit. CoreWall 53dB/FI20 - rend. blockwork
4C	102mm RiserWall /F60 - A206078 (EN)
5A	97mm Partition 40dB/F30 - A206045 (EN)
5B	80mm Partition 40dB/F30 - A206034 (EN)
5C	65mm PreShellWall (moisture resistent)
5D	132mm Partition (tall) - A206016 (B) (EN)
6C	60mm FacadeInsulation 0.3Uv - i.e. Celotex
6D	48mm FacadeInsulation 0.5Uv - i.e. ThermaLine
6E	340mm SFSWall 0.18Uv - i.e. NyRock Frame_Hardrock
6F	48mm FacadeInsulation 0.5Uv + + fire board (F60)

spaceAgent

Architects and Designers
London-Heidelberg-Barcelona-Brussels
spaceAgent Architects Ltd. is a RIBA Chartered Practice
www.spaceagent.com
mail@spaceagent.com

© ALL COPYRIGHTS RESERVED

project

Conversion to residential
227 Shepherds Bush Road
London W6 7AS

client

227 SBR LTD
30 St Johns Road
Woking GU21 7SA

titel

FOURTH FLOOR

status: DRAFT GA

scale: 1:100 @A3, 1:50 @A1

date: 14.07.2026

name: MH

no.: SHE_P06h1

all dimensions to be checked on site

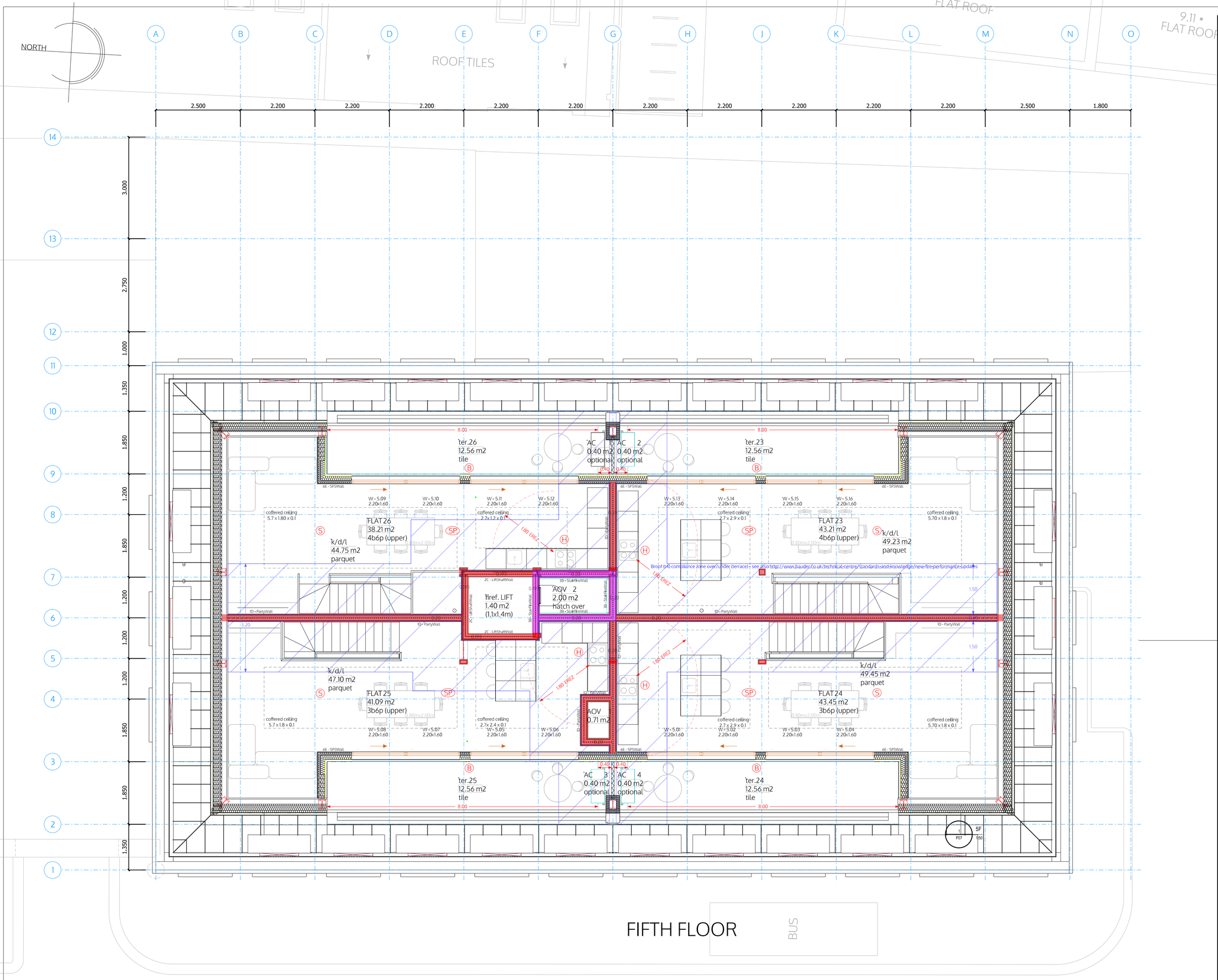

FIFTH FLOOR

±0.00 FFL on GF = +44.64 m AMSL

All dimensions are structural!

All internal levels (sill, ceilings, beams) are measured from FFL. This drawing is to be viewed together with all consultant documentation (structural engineer, M&E, fire safety strategy, supplier, etc.).
Any discrepancies shown are to be notified to the design team immediately.

Legend plan

FFL	finished floor level
SFL	structural floor level
FCL	finished ceiling level
SCL	structural ceiling level

Walls

Notes:
all flanking surfaces to break to stop sound transmissions
noggings to install in kitchen and TV areas
moisture resistant construction in bathrooms/kitchens
internal fire spread - no Class 3 walls and ceilings finishes
roof fire spread - min Class B
external wall fire spread - A2-s1, d0 or better
all structural steel coated with intumescent paint F60/FI20

- existing structure retained - concrete/blockwork
- FI20 - main stair enclosure - block/drywall
- F60 - party walls/floors - drywall/block/concrete
- F30 - protective partitions - drywall
- Partitions - drywall
- Pre-wall shell - drywall
- Moisture resistant construction

FD60S	60min fire door (smoke seal/self-closer)
FD30S	30min fire door (smoke seal/self-closer)
FD30	30min fire door

S	Smoke detector
H	Heat detector
B	Fire alarm sounder/bell
E	Emergency lighting
ES	Escape signage
WS	Wayfinding signage
SP	Sprinkler area (AWFSS Category 2)
DRM	Dry rising mains
EREZ	Escape route exclusion zone
AFD	Automatic fire detection system (LD1 in each flat)
FACP	Fire alarm control panel
PVES	PV emergency switch
EVC	Emergency voice communication
acC	absorbtion Class C in common parts
acD	absorbtion Class D in common parts
W	Water supply
SVP	Soil Vent Pipe
RVP	Rain Water downpipe
Drain	Main Drainage run (2pc fall)
MH	Manhole
MV	Mechanical vent
MSVS	Mechanical smoke ventilation system
AOV 1	Automatic opening smoke vent (MSVS)
AOV2	Automatic opening smoke vent (access hatch)
AC	Air condition unit x
TC	Telecoms supply
EL	Electric supply
CU	Consumer Unit
Gas	Gas supply

Wall types (with British-Gypsum code)

1A	250mm PartyWall 60dB/F60 - A216013 (EN)
1C	225mm PartyWall 53dB/F60 - L216017f (EN)
1D	200mm PartyWall 55dB/F60 - A216014 (EN)
2B	173mm LiftShaftWall 52dB/F60 - A306020 (A) (EN)
2C	193mm LiftShaftWall 50dB/FI20 - A306033 (A) (EN)
3A	see 4B
3B	200mm StairFireWall 55dB/FI20 - X216011 (EN)
3C	100mm StairFireWall /FI20 - A206067A (EN)
4A	130mm exist. CoreWall 53dB/F60 - rend. blockwork
4B	170mm exsit. CoreWall 53dB/FI20 - rend. blockwork
4C	102mm RiserWall /F60 - A206078 (EN)
5A	97mm Partition 40dB/F30 - A206045 (EN)
5B	80mm Partition 40dB/F30 - A206034 (EN)
5C	65mm PreShellWall (molsture resistent)
5D	132mm Partition (tall) - A206016 (B) (EN)
6C	60mm FacadeInsulation 0.3Uv - i.e. Celotex
6D	48mm FacadeInsulation 0.5Uv - i.e. ThermaLine
6E	340mm SFSWall 0.18Uv - i.e. NyRock Frame, Hardrock
6F	48mm FacadeInsulation 0.5Uv + + fire board (F60)

spaceAgent
Architects and Designers
London•Heidelberg•Barcelona•Brussels
spaceAgent Architects Ltd. is a RIBA Chartered Practice
www.spaceagent.com
mail@spaceagent.com

© ALL COPYRIGHTS RESERVED

project
Conversion to residential
227 Shepherds Bush Road
London W6 7AS

client
227 SBR LTD
30 St Johns Road
Woking GU21 7SA

title
FIFTH FLOOR

status: DRAFT GA

scale: 1:100 @A3
1:50 @A1

date: 14.07.2026

name: MH

no. SHE_P07h1

all dimensions to be checked on site

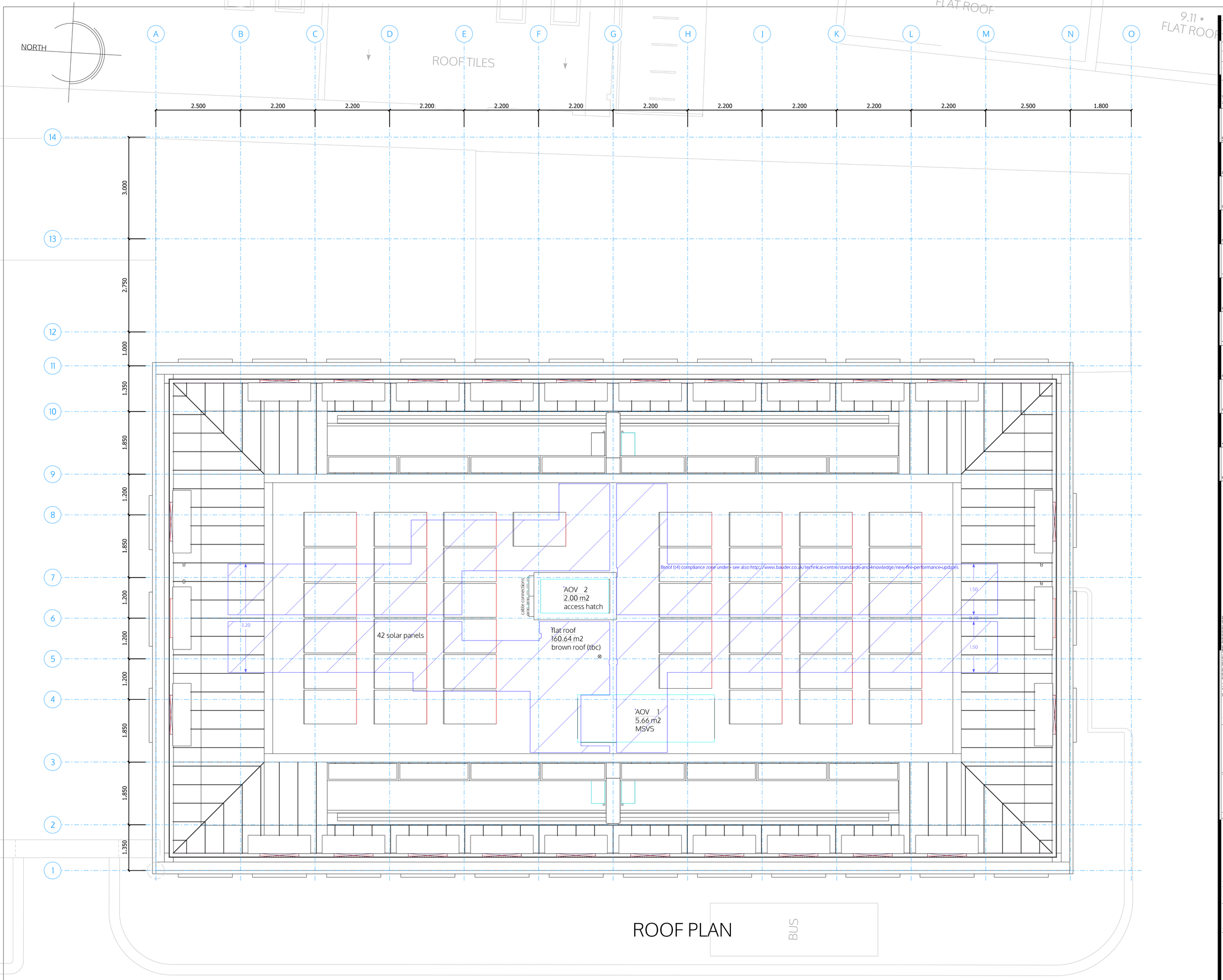

ROOF PLAN

±0.00 FFL on GF = +44.64 m AMSL

All dimensions are structural!

All internal levels (sill, ceilings, beams) are measured from FFL. This drawing is to be viewed together with all consultant documentation (structural engineer, M&E, fire safety strategy, supplier, etc.).
Any discrepancies shown are to be notified to the design team immediately.

Legend plan

FFL finished floor level
SFL structural floor level
FCL finished ceiling level
SCL structural ceiling level

Walls

Notes:
all flanking surfaces to break to stop sound transmissions
noggings to install in kitchen and TV areas
moisture resistant construction in bathrooms/kitchens
internal fire spread - no Class 3 walls and ceilings finishes
roof fire spread - min Class B
external wall fire spread - A2-s1, d0 or better
all structural steel coated with intumescent paint F60/F120

- existing structure retained - concrete/blockwork
- FI20 - main stair enclosure - block/drywall
- F60 - party walls/floors - drywall/block/concrete
- F30 - protective partitions - drywall
- Partitions - drywall
- Pre-wall shell - drywall
- Moisture resistant construction

FD60S 60min fire door (smoke seal/self-closer)
FD30S 30min fire door (smoke seal/self-closer)
FD30 30min fire door

S Smoke detector
H Heat detector
B Fire alarm sounder/bell
E Emergency lighting
ES Escape signage
WS Wayfinding signage
SP Sprinkler area (AWFSS Category 2)
DRM Dry rising mains
EREZ Escape route exclusion zone
AFD Automatic fire detection system (LD1 in each flat)
FACP Fire alarm control panel
PVES PV emergency switch
EVC Emergency voice communication

acC absorbtion Class C in common parts
acD absorbtion Class D in common parts

W Water supply
SVP Soil Vent Pipe
RVP Rain Water downpipe
Drain Main Drainage run (2pc fall)
MH Manhole

MV Mechanical vent
MSVS Mechanical smoke ventilation system
AOV1 Automatic opening smoke vent (MSVS)
AOV2 Automatic opening smoke vent (access hatch)
AC Air condition unit x

TC Telecoms supply
EL Electric supply
CU Consumer Unit
Gas Gas supply

Wall types (with British-Gypsum code)

1A 250mm PartyWall 60dB/F60 - A216013 (EN)
1C 225mm PartyWall 53dB/F60 - L216017F (EN)
1D 200mm PartyWall 55dB/F60 - A216014 (EN)

2B 173mm LiftShaftWall 52dB/F60 - A306020 (A) (EN)
2C 193mm LiftShaftWall 50dB/F120 - A306033 (A) (EN)

3A see 4B
3B 200mm StairFireWall 55dB/F120 - X216011 (EN)
3C 100mm StairFireWall /F120 - A206067A (EN)

4A 130mm exist. CoreWall 53dB/F60 - rend. blockwork
4B 170mm exsit. CoreWall 53dB/F120 - rend. blockwork
4C 102mm RiserWall /F60 - A206078 (EN)

5A 97mm Partition 40dB/F30 - A206045 (EN)
5B 80mm Partition 40dB/F30 - A206034 (EN)
5C 65mm PreShellWall (moisture resistent)
5D 132mm Partition (tall) - A206016 (B) (EN)

6C 60mm FacadeInsulation 0.3Uv - i.e. Celotex
6D 48mm FacadeInsulation 0.5Uv - i.e. ThermaLine
6E 340mm SFSWall 0.18Uv - i.e. NyRock Frame, Hardrock
6F 48mm FacadeInsulation 0.5Uv - + fire board (F60)

spaceAgent
Architects and Designers www.spaceagent.com
London•Heidelberg•Barcelona•Brussels mail@spaceagent.com
spaceAgent Architects Ltd. is a RIBA Chartered Practice

© ALL COPYRIGHTS RESERVED

project
Conversion to residential
227 Shepherds Bush Road
London W6 7AS

client
227 SBR LTD
30 St Johns Road
Woking GU21 7SA

title
ROOF PLAN

status: DRAFT GA
scale: 1:100 @A3 1:50 @A1
date: 15.07.2026
name: MH
no.: SHE_P08h1

all dimensions to be checked on site



±0.00 FFL on GF = +4.64 m AMSL

All dimensions are structural!

All internal levels (sill, ceilings, beams) are measured from FFL. This drawing is to be viewed together with all consultant documentation (structural engineer, M&E, fire safety strategy, supplier, etc.).
Any discrepancies shown are to
be notified to the design team immediately.

Legend plan

FFL	▼	finished floor level
SFL	▽	structural floor level
FCL	▲	finished ceiling level
SCL	△	structural ceiling level

Walls

Notes:
all flanking surfaces to break to stop sound transmissions
noggings to install in kitchen and TV areas
moisture resistant construction in bathrooms/kitchens
internal fire spread - no Class 3 walls and ceilings finishes
roof fire spread - min Class B
external wall fire spread - A2-s1, d0 or better
all structural steel coated with intumescent paint F60/F120

- existing structure retained - concrete/blockwork
- F120 - main stair enclosure - block/drywall
- F60 - party walls/floors - drywall/block/concrete
- F30 - protective partitions - drywall
- Partitions - drywall
- Pre-wall shell - drywall
- Moisture resistant construction

FD60S	60min fire door (smoke seal/self-closer)
FD30S	30min fire door (smoke seal/self-closer)
FD30	30min fire door

S	Smoke detector
H	Heat detector
B	Fire alarm sounder/bell
E	Emergency lighting
ES	Escape signage
WS	Wayfinding signage
SP	Sprinkler area (AWFSS Category 2)
DRM	Dry rising mains
EREZ	Escape route exclusion zone
AFD	Automatic fire detection system (LD1 in each flat)
FACP	Fire alarm control panel
PVES	PV emergency switch
EVC	Emergency voice communication
acC	absorbtion Class C in common parts
acD	absorbtion Class D in common parts
W	Water supply
SVP	Soil Vent Pipe
RVP	Rain Water downpipe
Drain	Main Drainage run (2pc fall)
MH	Manhole
MV	Mechanical vent
MSVS	Mechanical smoke ventilation system
AOV1	Automatic opening smoke vent (MSVS)
AOV2	Automatic opening smoke vent (access hatch)
AC	Air condition unit x
TC	Telecoms supply
EL	Electric supply
CU	Consumer Unit
Gas	Gas supply

Wall types (with British-Gypsum code)

1A	250mm PartyWall 60dB/F60 - A216013 (EN)
1C	225mm PartyWall 53dB/F60 - L216017F (EN)
1D	200mm PartyWall 55dB/F60 - A216014 (EN)
2B	173mm LiftShaftWall 52dB/F60 - A306020 (A) (EN)
2C	193mm LiftShaftWall 50dB/F120 - A306033 (A) (EN)
3A	see 4B
3B	200mm StairFireWall 55dB/F120 - X216011 (EN)
3C	100mm StairFireWall /F120 - A206067A (EN)
4A	130mm exist. CoreWall 53dB/F60 - rend. blockwork
4B	170mm exsit. CoreWall 53dB/F120 - rend. blockwork
4C	102mm RiserWall /F60 - A206078 (EN)
5A	97mm Partition 40dB/F30 - A206045 (EN)
5B	80mm Partition 40dB/F30 - A206034 (EN)
5C	65mm PreShellWall (moisture resistent)
5D	132mm Partition (tall) - A206016 (B) (EN)
6C	60mm FacadeInsulation 0.3Uv - i.e. Celotex
6D	48mm FacadeInsulation 0.5Uv - i.e. ThermaLine
6E	340mm SPSWall 0.18Uv - i.e. NyRock Frame, Hardrock
6F	48mm FacadeInsulation 0.5Uv - + fire board (F60)

spaceAgent

Architects and Designers
London-Heidelberg-Barcelona-Brussels
spaceAgent Architects Ltd. is a RIBA Chartered Practice
www.spaceagent.com
mail@spaceagent.com

© ALL COPYRIGHTS RESERVED

project

Conversion to residential
227 Shepherds Bush Road
London W6 7AS

client

227 SBR LTD
30 St Johns Road
Woking GU21 7SA

title

WEST ELEVATION

status: DRAFT GA

scale: 1:100 @A3, 1:50 @A1

date: 15.07.2026

name: MH

no.: SHE_P09h1

all dimensions to be checked on site

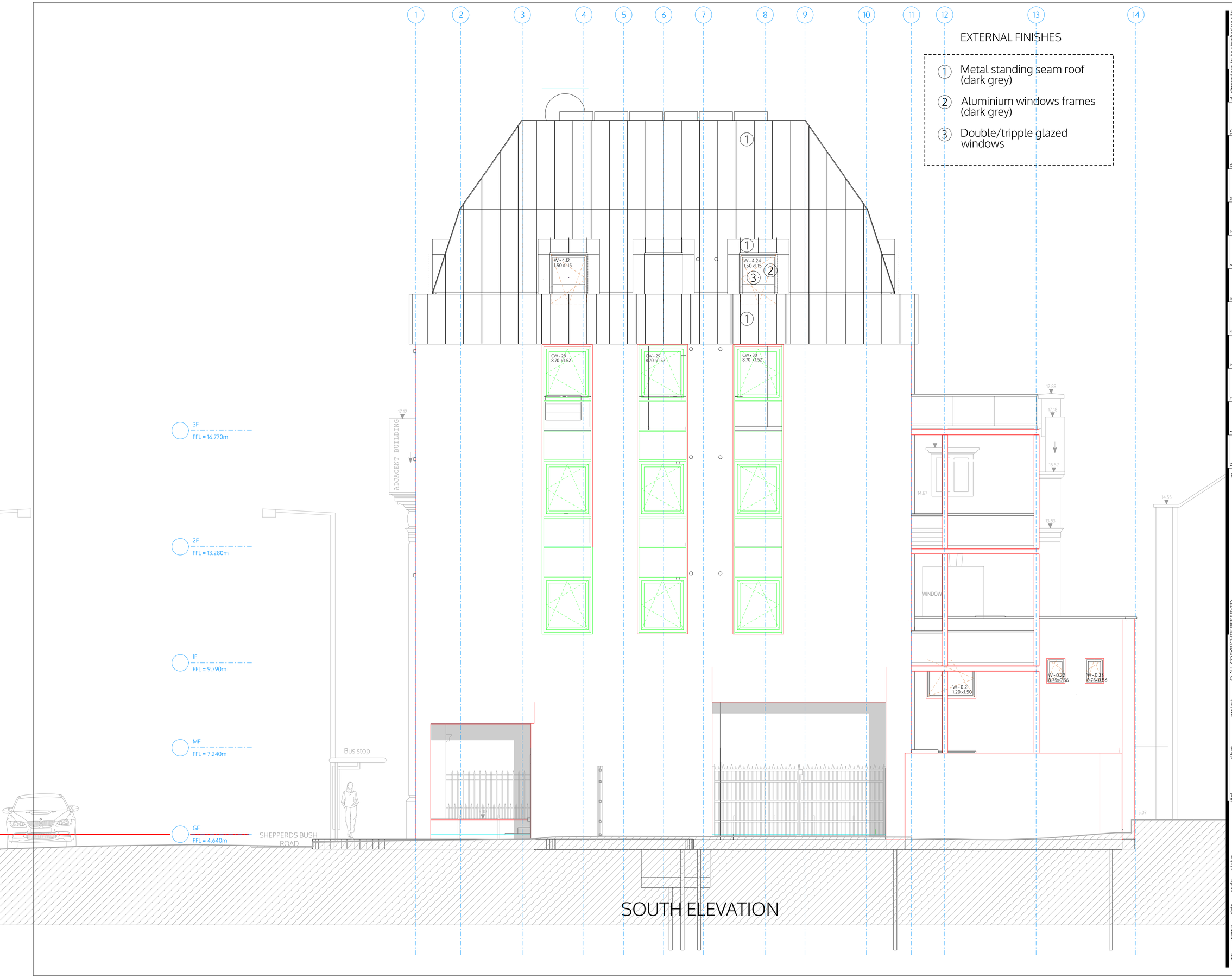

±0.00 FFL on GF = +4.64 m AMSL

All dimensions are structural!

All internal levels (sill, ceilings, beams) are measured from FFL. This drawing is to be viewed together with all consultant documentation (structural engineer, M&E, fire safety strategy, supplier, etc.).
Any discrepancies shown are to be notified to the design team immediately.

Legend plan

FFL	finished floor level
SFL	structural floor level
FCL	finished ceiling level
SCL	structural ceiling level

Walls

Notes:
all flanking surfaces to break to stop sound transmissions
noggings to install in kitchen and TV areas
moisture resistant construction in bathrooms/kitchens
internal fire spread - no Class 3 walls and ceilings finishes
roof fire spread - min Class B
external wall fire spread - A2-s1, d0 or better
all structural steel coated with intumescent paint F60/FI20

existing structure retained - concrete/blockwork
FI20 - main stair enclosure - block/drywall
F60 - party walls/floors - drywall/block/concrete
F30 - protective partitions - drywall
Partitions - drywall
Pre-wall shell - drywall
Moisture resistant construction

FD60S	60min fire door (smoke seal/self-closer)
FD30S	30min fire door (smoke seal/self-closer)
FD30	30min fire door

S	Smoke detector
H	Heat detector
B	Fire alarm sounder/bell
E	Emergency lighting
ES	Escape signage
WS	Wayfinding signage
SP	Sprinkler area (AWFSS Category 2)
DRM	Dry rising mains
EREZ	Escape route exclusion zone
AFD	Automatic fire detection system (LD1 in each flat)
FACP	Fire alarm control panel
PVES	PV emergency switch
EVC	Emergency voice communication
acC	absorbtion Class C in common parts
acD	absorbtion Class D in common parts
W	Water supply
SVP	Soil Vent Pipe
RVP	Rain Water downpipe
Drain	Main Drainage run (2pc fall)
MH	Manhole
MV	Mechanical vent
MSVS	Mechanical smoke ventilation system
AOV 1	Automatic opening smoke vent (MSVS)
AOV2	Automatic opening smoke vent (access hatch)
AC	Air condition unit x
TC	Telecoms supply
EL	Electric supply
CU	Consumer Unit
Gas	Gas supply

Wall types (with British-Gypsum code)

1A	250mm PartyWall 60dB/F60 - A216013 (EN)
1C	225mm PartyWall 53dB/F60 - L216017F (EN)
1D	200mm PartyWall 55dB/F60 - A216014 (EN)
2B	173mm LiftShaftWall 52dB/F60 - A306020 (A) (EN)
2C	193mm LiftShaftWall 50dB/F120 - A306033 (A) (EN)
3A	see 4B
3B	200mm StairFireWall 55dB/F120 - X216011 (EN)
3C	100mm StairFireWall /F120 - A206067A (EN)
4A	130mm exist. CoreWall 53dB/F60 - rend. blockwork
4B	170mm exsit. CoreWall 53dB/F120 - rend. blockwork
4C	102mm RiserWall /F60 - A206078 (EN)
5A	97mm Partition 40dB/F30 - A206045 (EN)
5B	80mm Partition 40dB/F30 - A206034 (EN)
5C	65mm PreShellWall (moisture resistent)
5D	132mm Partition (tall) - A206016 (B) (EN)
6C	60mm FacadeInsulation 0.3Uv - i.e. Celotex
6D	48mm FacadeInsulation 0.5Uv - i.e. ThermaLine
6E	340mm SPSWall 0.18Uv - i.e. NyRock Frame, Hardrock
6F	48mm FacadeInsulation 0.5Uv + + fire board (F60)

spaceAgent
Architects and Designers
London•Heidelberg•Barcelona•Brussels
spaceAgent Architects Ltd. is a RIBA Chartered Practice
www.spaceagent.com
mail@spaceagent.com

© ALL COPYRIGHTS RESERVED

project

Conversion to residential
227 Shepherds Bush Road
London W6 7AS

client

227 SBR LTD
30 St Johns Road
Woking GU21 7SA

title

SOUTH ELEVATION

status: DRAFT GA

scale: 1:100 @A3
1:50 @A1

date: 15.07.2026

name: MH

no.: SHE_P10h1

all dimensions to be checked on site

EXTERNAL FINISHES

1. Metal standing seam roof (dark grey)
2. Aluminium windows frames (dark grey)
3. Double/tripple glazed windows

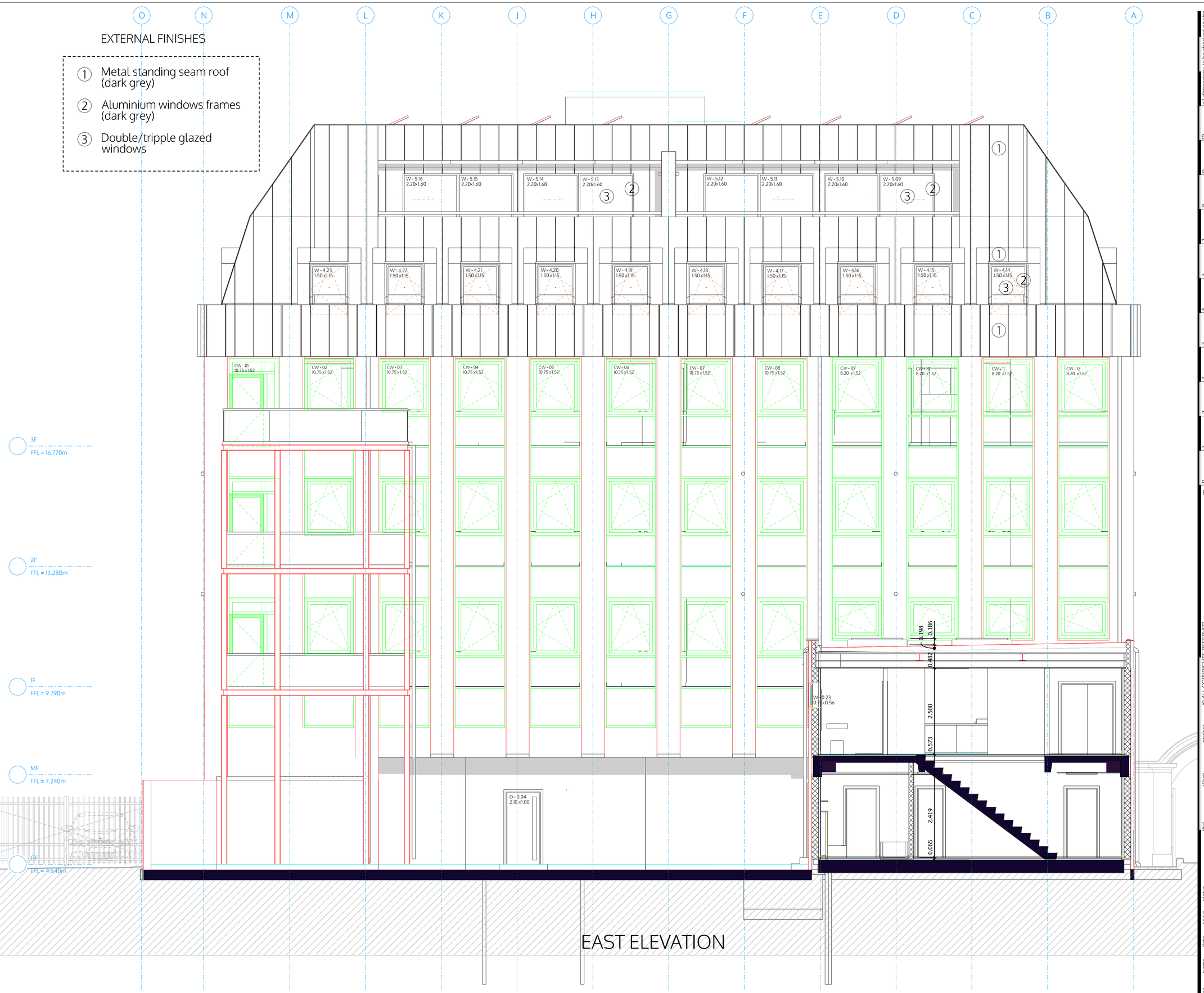

EAST ELEVATION

±0.00 FFL on GF = +4.64 m AMSL

All dimensions are structural!

All internal levels (sill, ceilings, beams) are measured from FFL. This drawing is to be viewed together with all consultant documentation (structural engineer, M&E, fire safety strategy, supplier, etc.).
Any discrepancies shown are to be notified to the design team immediately.

Legend plan

FFL finished floor level
SFL structural floor level
FCL finished ceiling level
SCL structural ceiling level

Walls

Notes:
all flanking surfaces to break to stop sound transmissions
noggings to install in kitchen and TV areas
moisture resistant construction in bathrooms/kitchens
internal fire spread - no Class 3 walls and ceilings finishes
roof fire spread - min Class B
external wall fire spread - A2-s1, d0 or better
all structural steel coated with intumescent paint F60/F120

- existing structure retained - concrete/blockwork
- F120 - main stair enclosure - block/drywall
- F60 - party walls/floors - drywall/block/concrete
- F30 - protective partitions - drywall
- Partitions - drywall
- Pre-wall shell - drywall
- Moisture resistant construction

FD60S 60min fire door (smoke seal/self-closer)
FD30S 30min fire door (smoke seal/self-closer)
FD30 30min fire door

S Smoke detector
H Heat detector
B Fire alarm sounder/bell
E Emergency lighting
ES Escape signage
WS Wayfinding signage
SP Sprinkler area (AWFSS Category 2)
DRM Dry rising mains
EREZ Escape route exclusion zone
AFD Automatic fire detection system (LD1 in each flat)
FACP Fire alarm control panel
PVES PV emergency switch
EVC Emergency voice communication

acC absorbtion Class C in common parts
acD absorbtion Class D in common parts

W Water supply
SVP Soil Vent Pipe
RVP Rain Water downpipe
Drain Main Drainage run (2pc fall)
MH Manhole

MV Mechanical vent
MSVS Mechanical smoke ventilation system
AOV1 Automatic opening smoke vent (MSVS)
AOV2 Automatic opening smoke vent (access hatch)
AC Air condition unit x

TC Telecoms supply
EL Electric supply
CU Consumer Unit
Gas Gas supply

Wall types (with British-Gypsum code)

1A 250mm PartyWall 60dB/F60 - A216013 (EN)
1C 225mm PartyWall 53dB/F60 - L216017F (EN)
1D 200mm PartyWall 55dB/F60 - A216014 (EN)

2B 173mm LiftShaftWall 52dB/F60 - A306020 (A) (EN)
2C 193mm LiftShaftWall 50dB/F120 - A306033 (A) (EN)

3A see 4B
3B 200mm StairFireWall 55dB/F120 - X216011 (EN)
3C 100mm StairFireWall /F120 - A206067A (EN)

4A 130mm exist. CoreWall 53dB/F60 - rend. blockwork
4B 170mm exsit. CoreWall 53dB/F120 - rend. blockwork
4C 102mm RiserWall /F60 - A206078 (EN)

5A 97mm Partition 40dB/F30 - A206045 (EN)
5B 80mm Partition 40dB/F30 - A206034 (EN)
5C 65mm PreShellWall (moisture resistent)
5D 132mm Partition (tall) - A206016 (B) (EN)

6C 60mm FacadeInsulation 0.3Uv - i.e. Celotex
6D 48mm FacadeInsulation 0.5Uv - i.e. ThermaLine
6E 340mm SPSWall 0.18Uv - i.e. NyRock Frame, Hardrock
6F 48mm FacadeInsulation 0.5Uv + + fire board (F60)

© ALL COPYRIGHTS RESERVED

spaceAgent
Architects and Designers www.spaceagent.com
London•Heidelberg•Barcelona•Brussels mail@spaceagent.com
spaceAgent Architects Ltd. is a RIBA Chartered Practice

project
Conversion to residential
227 Shepherds Bush Road
London W6 7AS

client
227 SBR LTD
30 St Johns Road
Woking GU21 7SA

title
EAST ELEVATION

status	DRAFT GA
scale	1:100 @A3 1:50 @A1
date	14.07.2026
name	MH
no.	SHE_P11h1

all dimensions to be checked on site

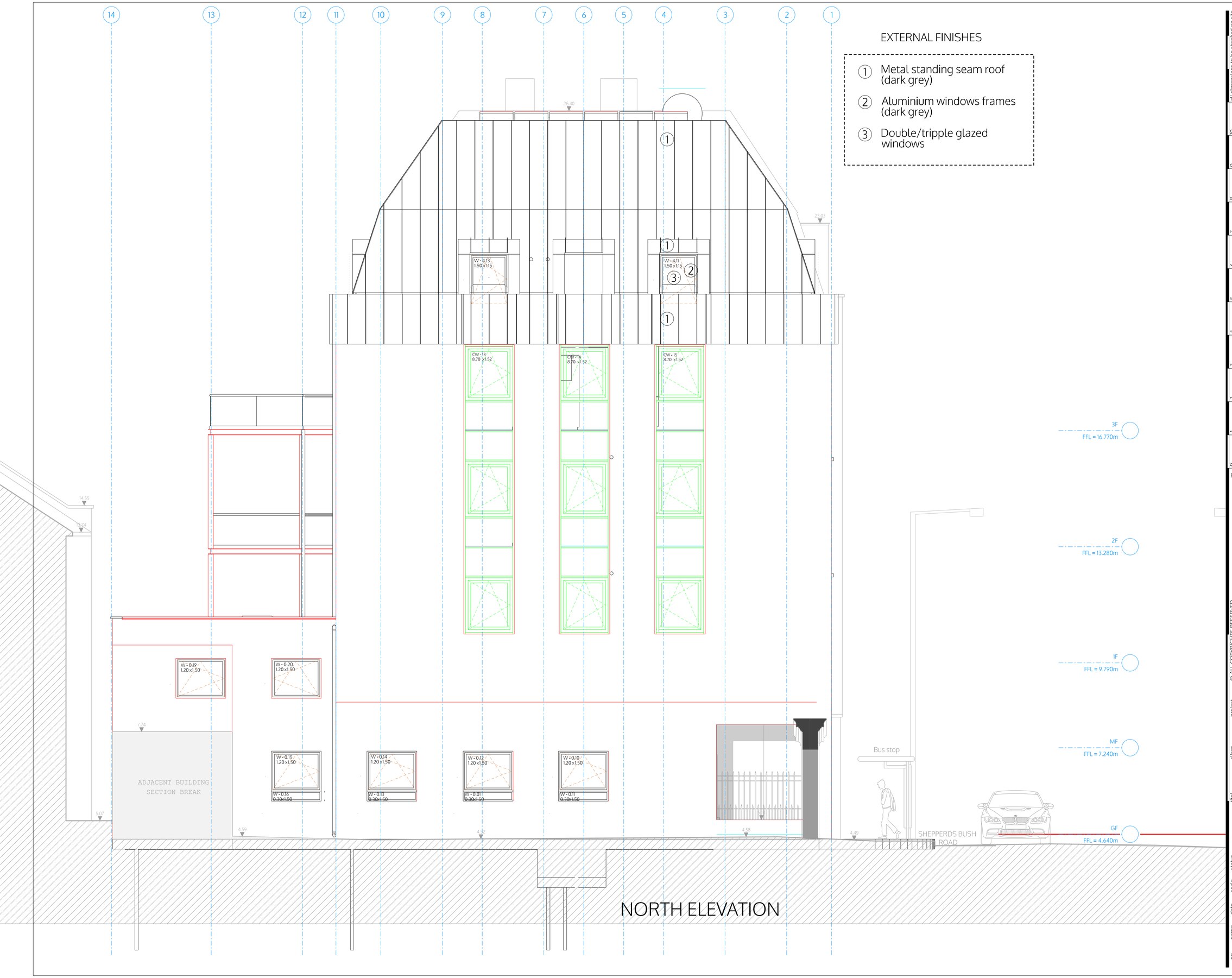

EXTERNAL FINISHES

1. Metal standing seam roof (dark grey)
2. Aluminium windows frames (dark grey)
3. Double/tripple glazed windows

±0.00 FFL on GF = +4.64 m AMSL

All dimensions are structural!

All internal levels (sill, ceilings, beams) are measured from FFL. This drawing is to be viewed together with all consultant documentation (structural engineer, M&E, fire safety strategy, supplier, etc.).
Any discrepancies shown are to
be notified to the design team immediately.

Legend plan

FFL	▼ ✚	finished floor level
SFL	▽ ⊕	structural floor level
FCL	▲	finished ceiling level
SCL	△	structural ceiling level

Walls

Notes:
all flanking surfaces to break to stop sound transmissions
noggings to install in kitchen and TV areas
moisture resistant construction in bathrooms/kitchens
internal fire spread - no Class 3 walls and ceilings finishes
roof fire spread - min Class B
external wall fire spread - A2-s1, d0 or better
all structural steel coated with intumescent paint F60/FI120

- existing structure retained - concrete/blockwork
- FI20 - main stair enclosure - block/drywall
- F60 - party walls/floors - drywall/block/concrete
- F30 - protective partitions - drywall
- Partitions - drywall
- Pre-wall shell - drywall
- Moisture resistant construction

FD60S	60min fire door (smoke seal/self-closer)
FD30S	30min fire door (smoke seal/self-closer)
FD30	30min fire door

S	Smoke detector
H	Heat detector
B	Fire alarm sounder/bell
E	Emergency lighting
ES	Escape signage
WS	Wayfinding signage
SP	Sprinkler area (AWFSS Category 2)
DRM	Dry rising mains
EREZ	Escape route exclusion zone
AFD	Automatic fire detection system (LD1 in each flat)
FACP	Fire alarm control panel
PVES	PV emergency switch
EVC	Emergency voice communication
acC	absorbtion Class C in common parts
acD	absorbtion Class D in common parts
W	Water supply
SVP	Soil Vent Pipe
RVP	Rain Water downpipe
Drain	Main Drainage run (2pc fall)
MH	Manhole
MV	Mechanical vent
MSVS	Mechanical smoke ventilation system
AOV 1	Automatic opening smoke vent (MSVS)
AOV2	Automatic opening smoke vent (access hatch)
AC	Air condition unit x
TC	Telecoms supply
EL	Electric supply
CU	Consumer Unit
Gas	Gas supply

Wall types (with British-Gypsum code)

1A	250mm PartyWall 60dB/F60 - A216013 (EN)
1C	225mm PartyWall 53dB/F60 - L216017F (EN)
1D	200mm PartyWall 55dB/F60 - A216014 (EN)
2B	173mm LiftShaftWall 52dB/F60 - A306020 (A) (EN)
2C	193mm LiftShaftWall 50dB/F120 - A306033 (A) (EN)
3A	see 4B
3B	200mm StairFireWall 55dB/F120 - X216011 (EN)
3C	100mm StairFireWall /F120 - A206067A (EN)
4A	130mm exist. CoreWall 53dB/F60 - rend. blockwork
4B	170mm exsit. CoreWall 53dB/F120 - rend. blockwork
4C	102mm RiserWall /F60 - A206078 (EN)
5A	97mm Partition 40dB/F30 - A206045 (EN)
5B	80mm Partition 40dB/F30 - A206034 (EN)
5C	65mm PreShellWall (moisture resistent)
5D	132mm Partition (tall) - A206016 (B) (EN)
6C	60mm FacadeInsulation 0.3Uv - i.e. Celotex
6D	48mm FacadeInsulation 0.5Uv - i.e. ThermaLine
6E	340mm SPSWall 0.18Uv - i.e. NyRock Frame, Hardrock
6F	48mm FacadeInsulation 0.5Uv - + fire board (F60)

spaceAgent
Architects and Designers www.spaceagent.com
London•Heidelberg•Barcelona•Brussels mail@spaceagent.com
spaceAgent Architects Ltd. is a RIBA Chartered Practice

© ALL COPYRIGHTS RESERVED

project
Conversion to residential
227 Shepherds Bush Road
London W6 7AS

client
227 SBR LTD
30 St Johns Road
Woking GU21 7SA

title
NORTH ELEVATION

status
DRAFT GA

scale
1:100 @A3
1:50 @A1

date
15.07.2026

name
MH

no.
SHE_P12h1

all dimensions to be checked on site

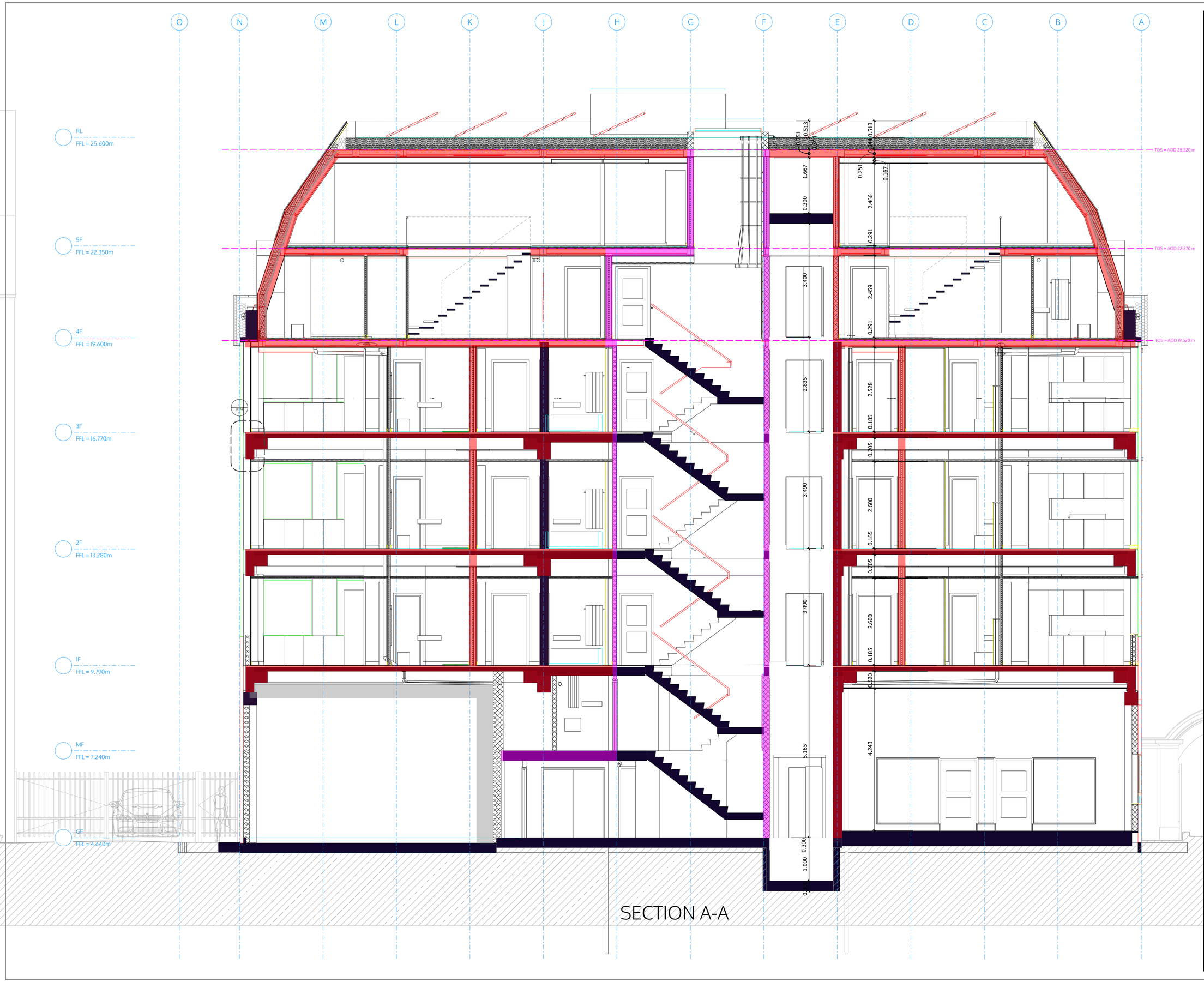

±0.00 FFL on GF = +4.64 m AMSL

All dimensions are structural!

All internal levels (sill, ceilings, beams) are measured from FFL. This drawing is to be viewed together with all consultant documentation (structural engineer, M&E, fire safety strategy, supplier, etc.).
Any discrepancies shown are to
be notified to the design team immediately.

Legend plan

FFL	▼	finished floor level
SFL	▽	structural floor level
FCL	▲	finished ceiling level
SCL	△	structural ceiling level

Walls

Notes:
all flanking surfaces to break to stop sound transmissions
noggings to install in kitchen and TV areas
moisture resistant construction in bathrooms/kitchens
internal fire spread - no Class 3 walls and ceilings finishes
roof fire spread - min Class B
external wall fire spread - A2-s1, d0 or better
all structural steel coated with intumescent paint F60/F120

- existing structure retained - concrete/blockwork
- F120 - main stair enclosure - block/drywall
- F60 - party walls/floors - drywall/block/concrete
- F30 - protective partitions - drywall
- Partitions - drywall
- Pre-wall shell - drywall
- Moisture resistant construction

FD60S	60min fire door (smoke seal/self-closer)
FD30S	30min fire door (smoke seal/self-closer)
FD30	30min fire door

S	Smoke detector
H	Heat detector
B	Fire alarm sounder/bell
E	Emergency lighting
ES	Escape signage
WS	Wayfinding signage
SP	Sprinkler area (AWFSS Category 2)
DRM	Dry rising mains
EREZ	Escape route exclusion zone
AFD	Automatic fire detection system (LD1 in each flat)
FACP	Fire alarm control panel
PVES	PV emergency switch
EVC	Emergency voice communication
acC	absorbtion Class C in common parts
acD	absorbtion Class D in common parts
W	Water supply
SVP	Soil Vent Pipe
RVP	Rain Water downpipe
Drain	Main Drainage run (2pc fall)
MH	Manhole
MV	Mechanical vent
MSVS	Mechanical smoke ventilation system
AOV1	Automatic opening smoke vent (MSVS)
AOV2	Automatic opening smoke vent (access hatch)
AC	Air condition unit x
TC	Telecoms supply
EL	Electric supply
CU	Consumer Unit
Gas	Gas supply

Wall types (with British-Gypsum code)

1A	250mm PartyWall 60dB/F60 - A216013 (EN)
1C	225mm PartyWall 53dB/F60 - L216017F (EN)
1D	200mm PartyWall 55dB/F60 - A216014 (EN)
2B	173mm LiftShaftWall 52dB/F60 - A306020 (A) (EN)
2C	193mm LiftShaftWall 50dB/F120 - A306033 (A) (EN)
3A	see 4B
3B	200mm StairFireWall 55dB/F120 - X216011 (EN)
3C	100mm StairFireWall /F120 - A206067A (EN)
4A	130mm exist. CoreWall 53dB/F60 - rend. blockwork
4B	170mm exsit. CoreWall 53dB/F120 - rend. blockwork
4C	102mm RiserWall /F60 - A206078 (EN)
5A	97mm Partition 40dB/F30 - A206045 (EN)
5B	80mm Partition 40dB/F30 - A206034 (EN)
5C	65mm PreShellWall (moisture resistent)
5D	132mm Partition (tall) - A206016 (B) (EN)
6C	60mm FacadeInsulation 0.3Uv - i.e. Celotex
6D	48mm FacadeInsulation 0.5Uv - i.e. ThermaLine
6E	340mm SFSWall 0.18Uv - i.e. NyRock Frame, Hardrock
6F	48mm FacadeInsulation 0.5Uv + + fire board (F60)

spaceAgent

Architects and Designers www.spaceagent.com
London+Heidelberg+Barcelona+Brussels mail@spaceagent.com
spaceAgent Architects Ltd. is a RIBA Chartered Practice

© ALL COPYRIGHTS RESERVED

all dimensions to be checked on site

project

Conversion to residential
227 Shepherds Bush Road
London W6 7AS

client

227 SBR LTD
30 St Johns Road
Woking GU21 7SA

title

SECTION A-A

status

DRAFT GA

scale

1:100 @A3
1:50 @A1

date

15.07.2026

name

MH

no.

SHE_P13h1

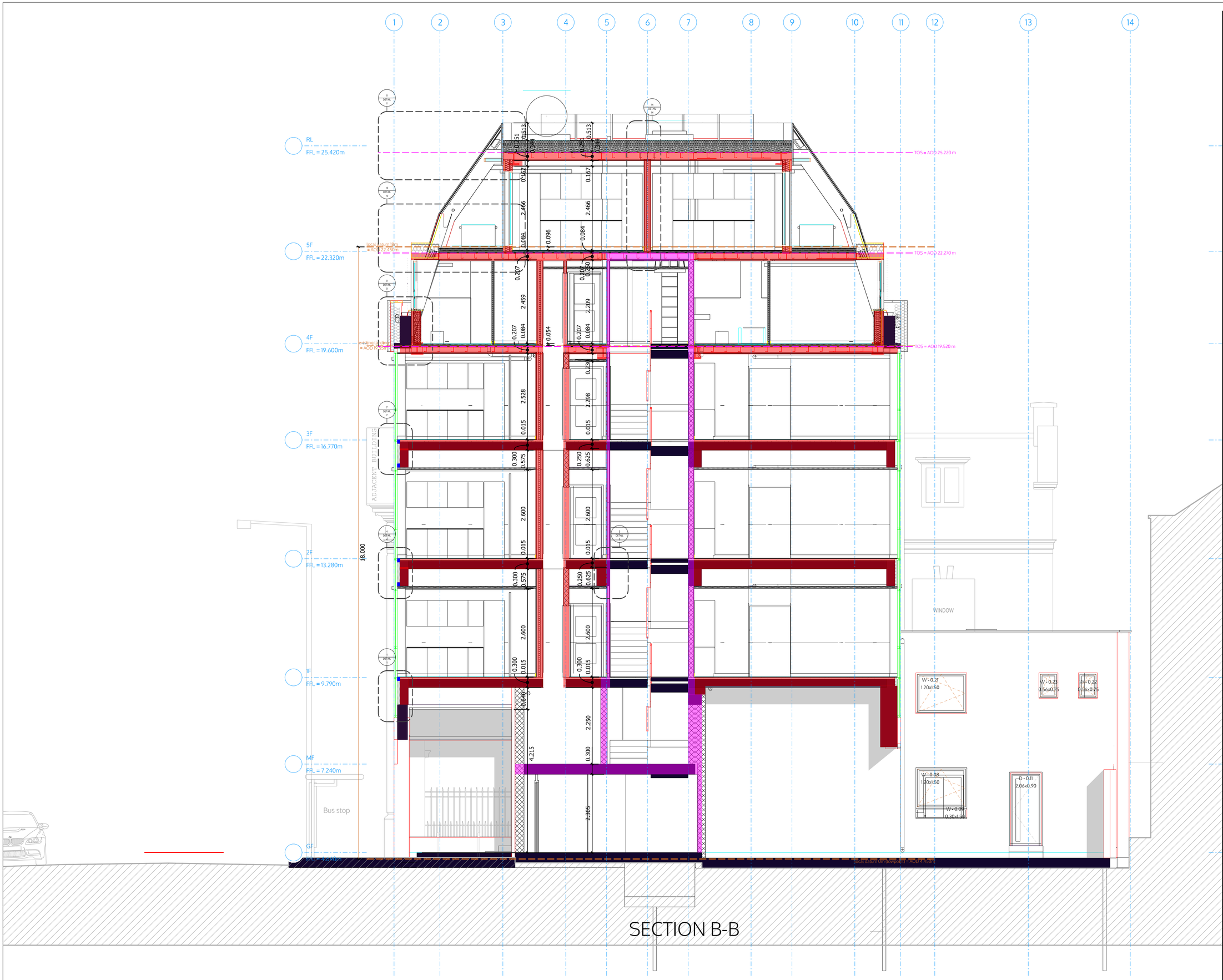

SECTION B-B

±0.00 FFL on GF = +44.64 m AMSL

All dimensions are structural!

All internal levels (sill, ceilings, beams) are measured from FFL. This drawing is to be viewed together with all consultant documentation (structural engineer, M&E, fire safety strategy, supplier, etc.).
Any discrepancies shown are to
be notified to the design team immediately.

Legend plan

FFL finished floor level
SFL structural floor level
FCL finished ceiling level
SCL structural ceiling level

Walls

Notes:
all flanking surfaces to break to stop sound transmissions
noggings to install in kitchen and TV areas
moisture resistant construction in bathrooms/kitchens
internal fire spread - no Class 3 walls and ceilings finishes
roof fire spread - min Class B
external wall fire spread - A2-s1, d0 or better
all structural steel coated with intumescent paint F60/F120

existing structure retained - concrete/blockwork
F120 - main stair enclosure - block/drywall
F60 - party walls/floors - drywall/block/concrete
F30 - protective partitions - drywall
Partitions - drywall
Pre-wall shell - drywall
Moisture resistant construction

FD60S 60min fire door (smoke seal/self-closer)
FD30S 30min fire door (smoke seal/self-closer)
FD30 30min fire door

S Smoke detector
H Heat detector
B Fire alarm sounder/bell
E Emergency lighting
ES Escape signage
WS Wayfinding signage
SP Sprinkler area (AWFSS Category 2)
DRM Dry rising mains
EREZ Escape route exclusion zone
AFD Automatic fire detection system (LD1 in each flat)
FACP Fire alarm control panel
PVES PV emergency switch
EVC Emergency voice communication

acC absorbtion Class C in common parts
acD absorbtion Class D in common parts

W Water supply
SVP Soil Vent Pipe
RVP Rain Water downpipe
Drain Main Drainage run (2pc fall)
MH Manhole

MV Mechanical vent
MSVS Mechanical smoke ventilation system
AOV1 Automatic opening smoke vent (MSVS)
AOV2 Automatic opening smoke vent (access hatch)
AC Air condition unit x

TC Telecoms supply
EL Electric supply
CU Consumer Unit
Gas Gas supply

Wall types (with British-Gypsum code)

1A 250mm PartyWall 60dB/F60 - A216013 (EN)
1C 225mm PartyWall 53dB/F60 - L216017F (EN)
1D 200mm PartyWall 55dB/F60 - A216014 (EN)

2B 173mm LiftShaftWall 52dB/F60 - A306020 (A) (EN)
2C 193mm LiftShaftWall 50dB/F120 - A306033 (A) (EN)

3A see 4B
3B 200mm StairFireWall 55dB/F120 - X216011 (EN)
3C 100mm StairFireWall /F120 - A206067A (EN)

4A 130mm exist. CoreWall 53dB/F60 - rend. blockwork
4B 170mm exsit. CoreWall 53dB/F120 - rend. blockwork
4C 102mm RiserWall /F60 - A206078 (EN)

5A 97mm Partition 40dB/F30 - A206045 (EN)
5B 80mm Partition 40dB/F30 - A206034 (EN)
5C 65mm PreShellWall (molsture resistent)
5D 132mm Partition (tall) - A206016 (B) (EN)

6C 60mm FacadeInsulation 0.3Uv - i.e. Celotex
6D 48mm FacadeInsulation 0.5Uv - i.e. ThermaLine
6E 340mm SFSWall 0.18Uv - i.e. NyRock Frame, Hardrock
6F 48mm FacadeInsulation 0.5Uv - + fire board (F60)

spaceAgent
Architects and Designers www.spaceagent.com
London•Heidelberg•Barcelona•Brussels mail@spaceagent.com
spaceAgent Architects Ltd. is a RIBA Chartered Practice

© ALL COPYRIGHTS RESERVED

project
Conversion to residential
227 Shepherds Bush Road
London W6 7AS

client
227 SBR LTD
30 St Johns Road
Woking GU21 7SA

title
SECTION B-B

status
DRAFT GA

scale
1:100 @A3
1:50 @A1

date
15.07.2026

name
MH

no.
SHE_P14h1

all dimensions to be checked on site

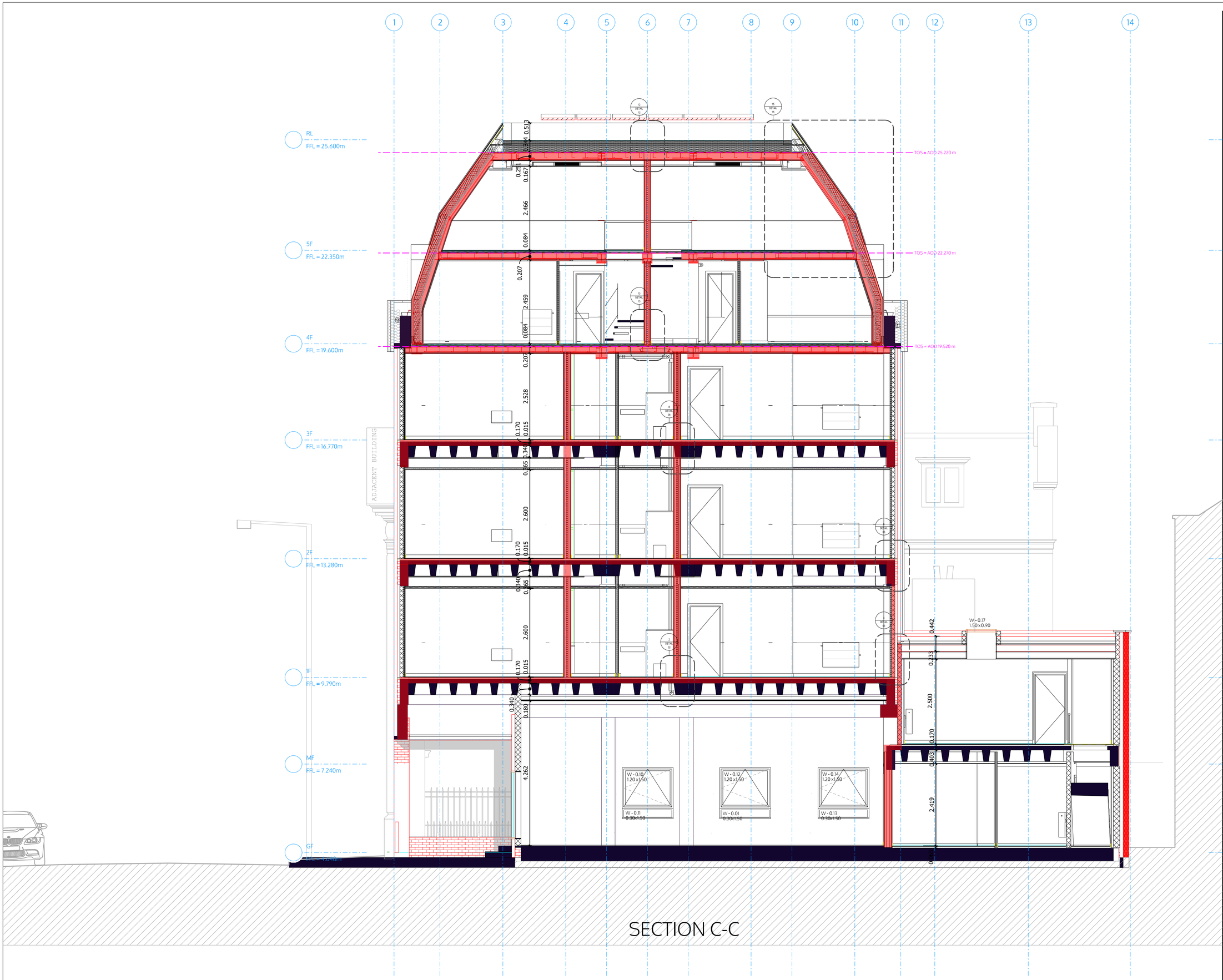

SECTION C-C

±0.00 FFL on GF = +4.64 m AMSL

All dimensions are structural!

All internal levels (sill, ceilings, beams) are measured from FFL. This drawing is to be viewed together with all consultant documentation (structural engineer, M&E, fire safety strategy, supplier, etc.).
Any discrepancies shown are to
be notified to the design team immediately.

Legend plan

FFL finished floor level
SFL structural floor level
FCL finished ceiling level
SCL structural ceiling level

Walls

Notes:
all flanking surfaces to break to stop sound transmissions
noggings to install in kitchen and TV areas
moisture resistant construction in bathrooms/kitchens
internal fire spread - no Class 3 walls and ceilings finishes
roof fire spread - min Class B
external wall fire spread - A2-s1, d0 or better
all structural steel coated with intumescent paint F60/F120

existing structure retained - concrete/blockwork
F120 - main stair enclosure - block/drywall
F60 - party walls/floors - drywall/block/concrete
F30 - protective partitions - drywall
Partitions - drywall
Pre-wall shell - drywall
Moisture resistant construction

FD60S 60min fire door (smoke seal/self-closer)
FD30S 30min fire door (smoke seal/self-closer)
FD30 30min fire door

S Smoke detector
H Heat detector
B Fire alarm sounder/bell
E Emergency lighting
ES Escape signage
WS Wayfinding signage
SP Sprinkler area (AWFSS Category 2)
DRM Dry rising mains
EREZ Escape route exclusion zone
AFD Automatic fire detection system (LD1 in each flat)
FACP Fire alarm control panel
PVES PV emergency switch
EVC Emergency voice communication

acC absorbtion Class C in common parts
acD absorbtion Class D in common parts

W Water supply
SVP Soil Vent Pipe
RVP Rain Water downpipe
Drain Main Drainage run (2pc fall)
MH Manhole

MV Mechanical vent
MSVS Mechanical smoke ventilation system
AOV1 Automatic opening smoke vent (MSVS)
AOV2 Automatic opening smoke vent (access hatch)
AC Air condition unit x

TC Telecoms supply
EL Electric supply
CU Consumer Unit
Gas Gas supply

Wall types (with British-Gypsum code)

1A 250mm PartyWall 60dB/F60 - A216013 (EN)
1C 225mm PartyWall 53dB/F60 - L216017F (EN)
1D 200mm PartyWall 55dB/F60 - A216014 (EN)

2B 173mm LiftShaftWall 52dB/F60 - A306020 (A) (EN)
2C 193mm LiftShaftWall 50dB/F120 - A306033 (A) (EN)

3A see 4B
3B 200mm StairFireWall 55dB/F120 - X216011 (EN)
3C 100mm StairFireWall /F120 - A206067A (EN)

4A 130mm exist. CoreWall 53dB/F60 - rend. blockwork
4B 170mm exsit. CoreWall 53dB/F120 - rend. blockwork
4C 102mm RiserWall /F60 - A206078 (EN)

5A 97mm Partition 40dB/F30 - A206045 (EN)
5B 80mm Partition 40dB/F30 - A206034 (EN)
5C 65mm PreShellWall (moisture resistent)
5D 132mm Partition (tall) - A206016 (B) (EN)

6C 60mm FacadeInsulation 0.3Uv - i.e. Celotex
6D 48mm FacadeInsulation 0.5Uv - i.e. ThermaLine
6E 340mm SFSWall 0.18Uv - i.e. NyRock Frame, Hardrock
6F 48mm FacadeInsulation 0.5Uv - + fire board (F60)

spaceAgent
Architects and Designers www.spaceagent.com
London•Heidelberg•Barcelona•Brussels mail@spaceagent.com
spaceAgent Architects Ltd. is a RIBA Chartered Practice

© ALL COPYRIGHTS RESERVED

project
Conversion to residential
227 Shepherds Bush Road
London W6 7AS

client
227 SBR LTD
30 St Johns Road
Woking GU21 7SA

title
SECTION C-C

status
DRAFT GA

scale
1:100 @A3
1:50 @A1

date
15.07.2026

name
MH

no.
SHE_P15h1

all dimensions to be checked on site

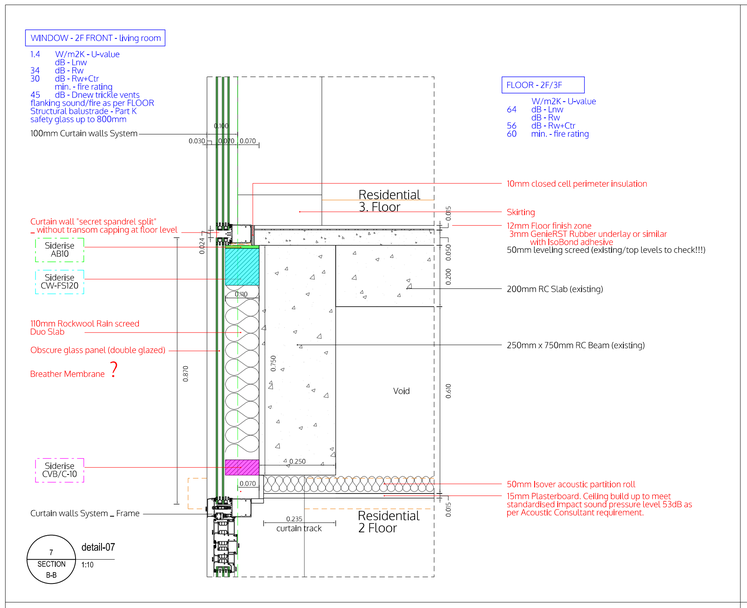

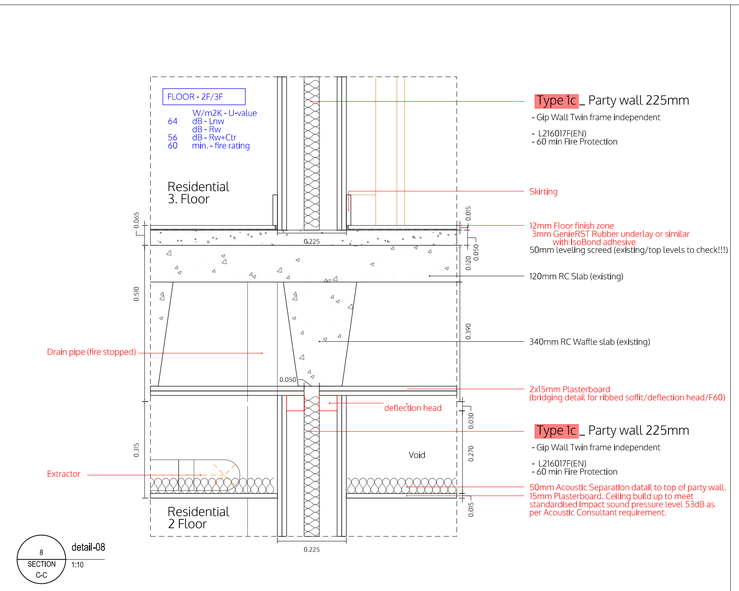

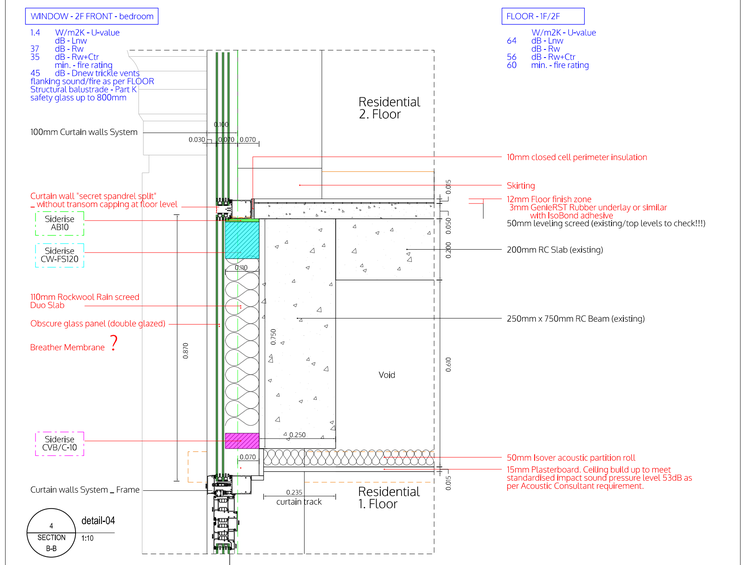

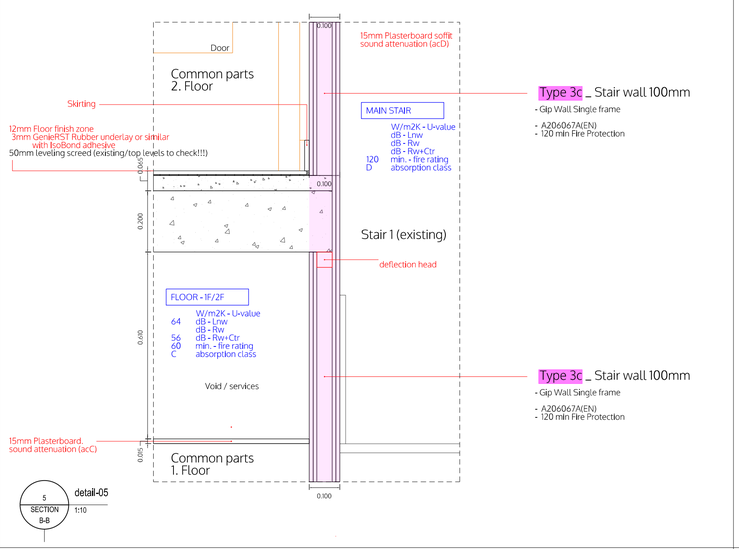

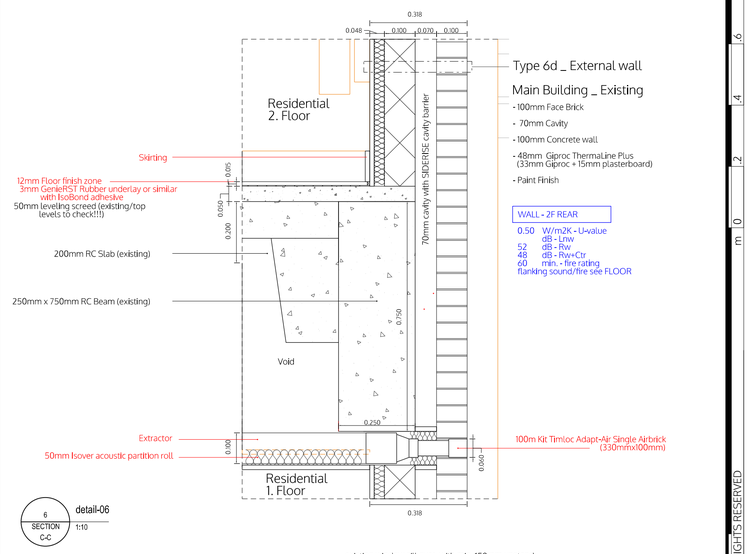

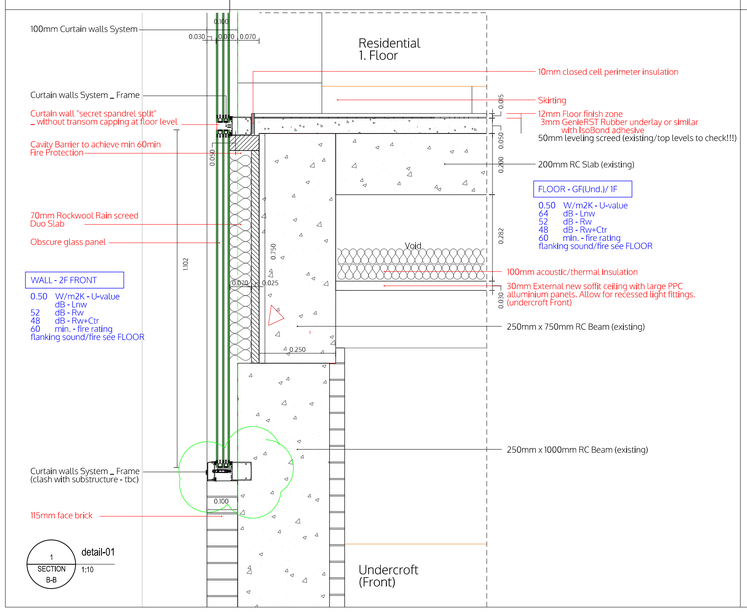

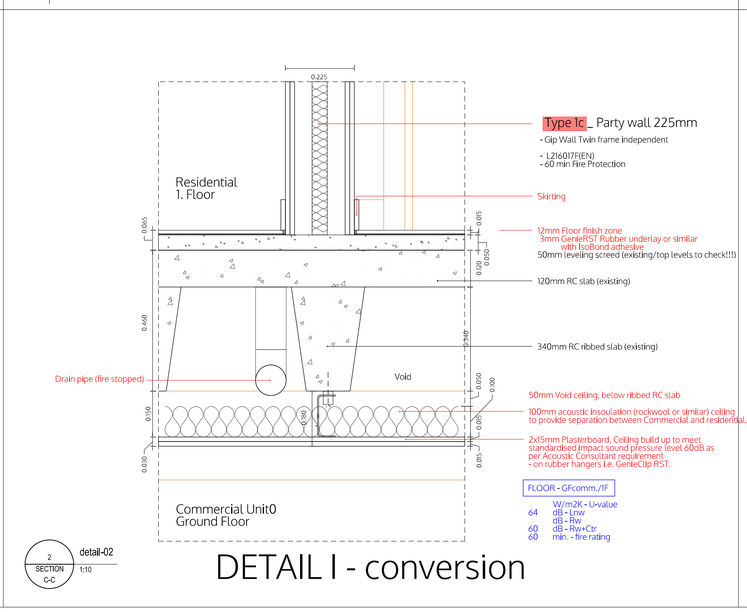

DETAIL I - conversion

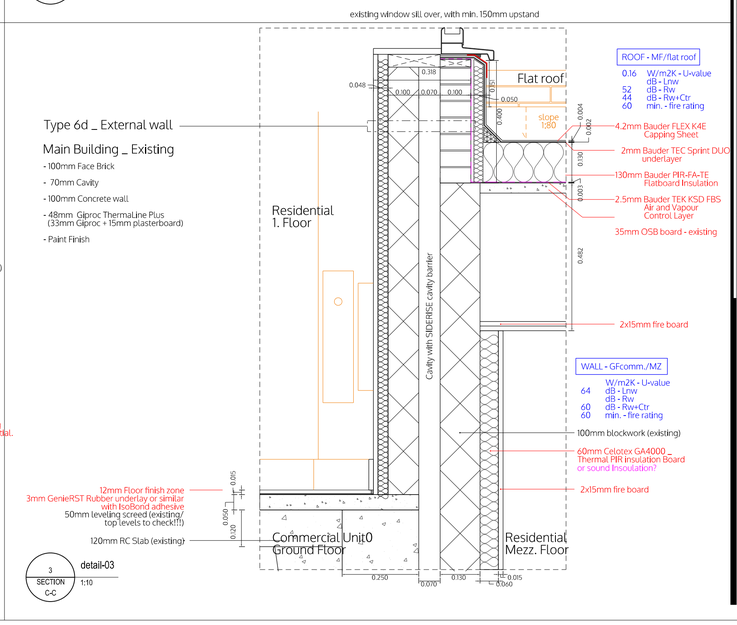

±0.00 FFL on GF = +4.64 m AMSL

All dimensions are structural!

All internal levels (sill, ceilings, beams) are measured from FFL. This drawing is to be viewed together with all consultant documentation (structural engineer, M&E, fire safety strategy, supplier, etc.).
Any discrepancies shown are to be notified to the design team immediately.

Legend plan

FFL	▼	finished floor level
SFL	▽	structural floor level
FCL	▲	finished ceiling level
SCL	△	structural ceiling level

Walls

Notes:
all flanking surfaces to break to stop sound transmissions
noggings to install in kitchen and TV areas
moisture resistant construction in bathrooms/kitchens
internal fire spread - no Class 3 walls and ceilings finishes
roof fire spread - min Class B
external wall fire spread - A2-s1, d0 or better
all structural steel coated with intumescent paint F60/F120

- existing structure retained - concrete/blockwork
- F120 - main stair enclosure - block/drywall
- F60 - party walls/floors - drywall/block/concrete
- F30 - protective partitions - drywall
- Partitions - drywall
- Pre-wall shell - drywall
- Moisture resistant construction

FD60S	60min fire door (smoke seal/self-closer)
FD30S	30min fire door (smoke seal/self-closer)
FD30	30min fire door

S	Smoke detector
H	Heat detector
B	Fire alarm sounder/bell
E	Emergency lighting
ES	Escape signage
WS	Wayfinding signage
SP	Sprinkler area (AWFSS Category 2)
DRM	Dry rising mains
EREZ	Escape route exclusion zone
AFD	Automatic fire detection system (LD1 in each flat)
FACP	Fire alarm control panel
PVES	PV emergency switch
EVC	Emergency voice communication

acC	absorbtion Class C in common parts
acD	absorbtion Class D in common parts

W	Water supply
SVP	Soil Vent Pipe
RVP	Rain Water downpipe
Drain	Main Drainage run (2pc fall)
MH	Manhole

MV	Mechanical vent
MSVS	Mechanical smoke ventilation system
AOV 1	Automatic opening smoke vent (MSVS)
AOV 2	Automatic opening smoke vent (access hatch)
AC	Air condition unit`x

TC	Telecoms supply
EL	Electric supply
CU	Consumer Unit
Gas	Gas supply

Wall types (with British-Gypsum code)

1A	250mm PartyWall 60dB/F60 - A216013 (EN)
1C	225mm PartyWall 53dB/F60 - L216017F (EN)
1D	200mm PartyWall 55dB/F60 - A216014 (EN)
2B	173mm LiftShaftWall 52dB/F60 - A306020 (A) (EN)
2C	193mm LiftShaftWall 50dB/F120 - A306033 (A) (EN)
3A	see 4B
3B	200mm StairFireWall 55dB/F120 - X216011 (EN)
3C	100mm StairFireWall /F120 - A206067A (EN)
4A	130mm exist. CoreWall 53dB/F60 - rend. blockwork
4B	170mm exsit. CoreWall 53dB/F120 - rend. blockwork
4C	102mm RiserWall /F60 - A206078 (EN)
5A	97mm Partition 40dB/F30 - A206045 (EN)
5B	80mm Partition 40dB/F30 - A206034 (EN)
5C	65mm PreShellWall (moisture resistent)
5D	132mm Partition (tall) - A206016 (B) (EN)
6C	60mm FacadeInsulation 0.3Uv - i.e. Celotex
6D	48mm FacadeInsulation 0.5Uv - i.e. ThermaLine
6E	340mm SFSWall 0.18Uv - i.e. NyRock Frame, Hardro
6F	48mm FacadeInsulation 0.5Uv - + fire board (F60)

spaceAgent
Architects and Designers
London-Heidelberg-Barcelona-Brussels
spaceAgent Architects Ltd. is a RIBA Chartered Practice
www.spaceagent.com
mail@spaceagent.com

© ALL COPYRIGHTS RESERVED

project: Conversion to residential
227 Shepherds Bush Road
London W6 7AS

client: 227 SBR LTD
30 St Johns Road
Woking GU21 7SA

titel: DETAIL I - conversion

status: DRAFT GA

scale: 1:20 @A3
1:10 @A1

date: 25.06.2026

name: I.Iezzi

no.: SHE_P16h1

IMPORTANT NOTES:

- BLUE LABELS state minimum element requirements
- SFS FRAME design by supplier
- detailing around existing ring beam to be agreed on site
- detailing around existing stair core to be agreed on site
- all partitions with deflection heads

Suggested buildups from suppliers:
- All buildups to be checked with supplier and approved by BC
- 4th/5th acoustic floor - 24Acoustics 12.6.2026
- Main Roof - BAUDER spec 30.3.2026
- Mezz Roof - BAUDER spec 30.3.2026
- Terrace - BAUDER spec 30.3.2026
- Mansard wall - Rockwool spec
- Dormer roof - Rockwool spec
- Metal roof covering - NetZink or Rheinzink

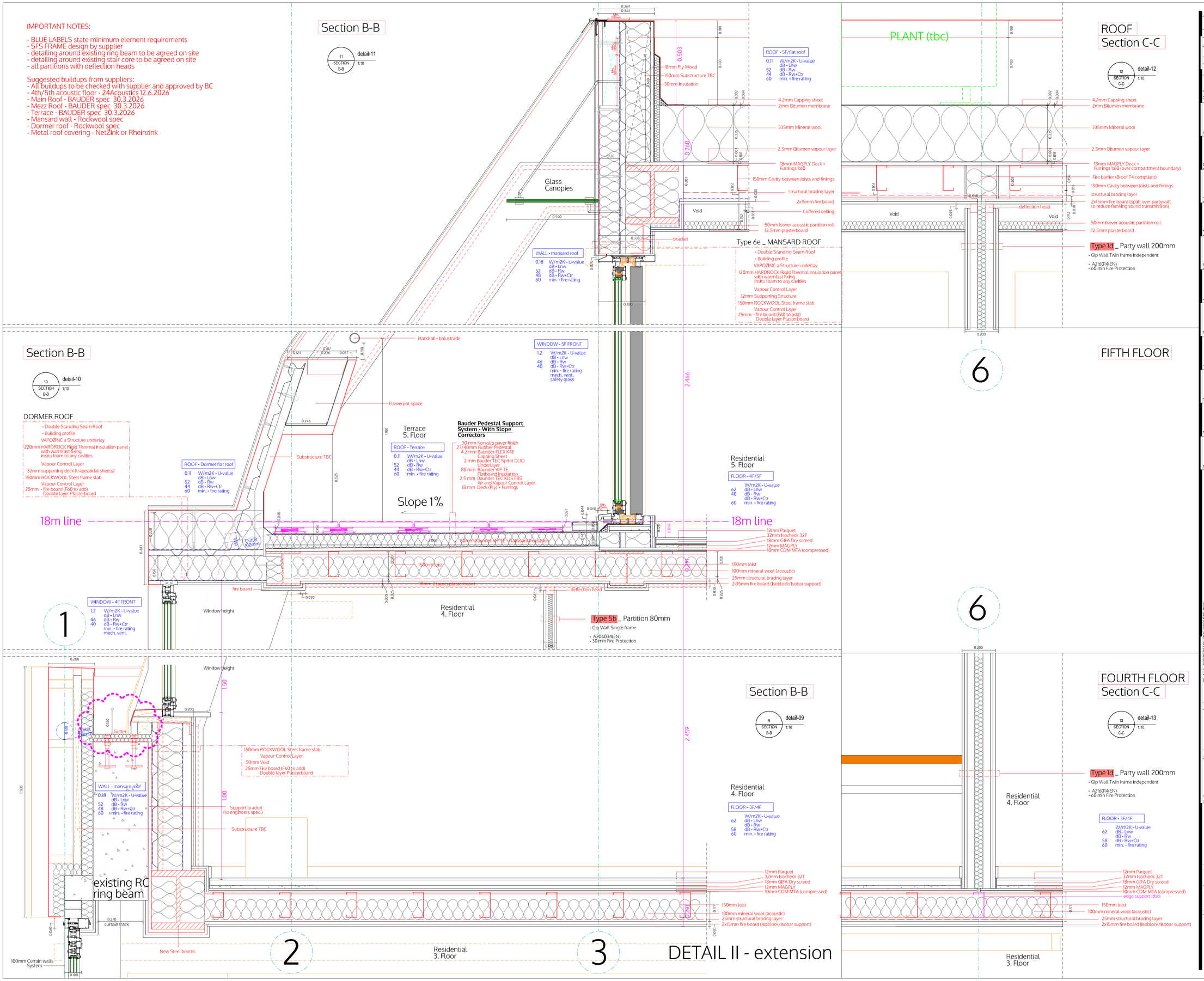

±0.00 FFL on GF = +4.64 m AMSL

All dimensions are structural!

All internal levels (sill, ceilings, beams) are measured from FFL. This drawing is to be viewed together with all consultant documentation (structural engineer, M&E, fire safety strategy, supplier, etc.).
Any discrepancies shown are to be notified to the design team immediately.

Legend plan

FFL	▼	finished floor level
SFL	▽	structural floor level
FCL	▲	finished ceiling level
SCL	△	structural ceiling level

Walls

Notes:
all flanking surfaces to break to stop sound transmissions
noggings to install in kitchen and TV areas
moisture resistant construction in bathrooms/kitchens
internal fire spread - no Class 3 walls and ceilings finishes
roof fire spread - min Class B
external wall fire spread - A2-s1, d0 or better
all structural steel coated with intumescent paint F60/F120

- existing structure retained - concrete/blockwork
- F120 - main stair enclosure - block/drywall
- F60 - party walls/floors - drywall/block/concrete
- F30 - protective partitions - drywall
- Partitions - drywall
- Pre-wall shell - drywall
- Moisture resistant construction

FD60S	60min fire door (smoke seal/self-closer)
FD30S	30min fire door (smoke seal/self-closer)
FD30	30min fire door

S	Smoke detector
H	Heat detector
B	Fire alarm sounder/bell
E	Emergency lighting
ES	Escape signage
WS	Wayfinding signage
SP	Sprinkler area (AWFSS Category 2)
DRM	Dry rising mains
EREZ	Escape route exclusion zone
AFD	Automatic fire detection system (LD1 in each flat)
FACP	Fire alarm control panel
PVES	PV emergency switch
EVC	Emergency voice communication
acC	absorbtion Class C in common parts
acD	absorbtion Class D in common parts
W	Water supply
SVP	Soil Vent Pipe
RVP	Rain Water downpipe
Drain	Main Drainage run (2pc fall)
MH	Manhole
MV	Mechanical vent
MSVS	Mechanical smoke ventilation system
AOV 1	Automatic opening smoke vent (MSVS)
AOV 2	Automatic opening smoke vent (access hatch)
AC	Air condition unit`x
TC	Telecoms supply
EL	Electric supply
CU	Consumer Unit
Gas	Gas supply

Wall types (with British-Gypsum code)

1A	250mm PartyWall 60dB/F60 - A216013 (EN)
1C	225mm PartyWall 53dB/F60 - L216017F (EN)
1D	200mm PartyWall 55dB/F60 - A216014 (EN)
2B	173mm LiftShaftWall 52dB/F60 - A306020 (A) (EN)
2C	193mm LiftShaftWall 50dB/F120 - A306033 (A) (EN)
3A	see 4B
3B	200mm StairFireWall 55dB/F120 - X216011 (EN)
3C	100mm StairFireWall /F120 - A206067A (EN)
4A	130mm exist. CoreWall 53dB/F60 - rend. blockwork
4B	170mm exsit. CoreWall 53dB/F120 - rend. blockwork
4C	102mm RiserWall /F60 - A206078 (EN)
5A	97mm Partition 40dB/F30 - A206045 (EN)
5B	80mm Partition 40dB/F30 - A206034 (EN)
5C	65mm PreShellWall (moisture resistent)
5D	132mm Partition (tall) - A206016 (B) (EN)
6C	60mm FacadeInsulation 0.3Uv - i.e. Celotex
6D	48mm FacadeInsulation 0.5Uv - i.e. ThermaLine
6E	340mm SFSWall 0.18Uv - i.e. NyRock Frame, Hardro
6F	48mm FacadeInsulation 0.5Uv - + fire board (F60)

all dimensions to be checked on site

© ALL COPYRIGHTS RESERVED

spaceAgent
Architects and Designers
London-Heidelberg-Barcelona-Brussels
spaceAgent Architects Ltd. is a RIBA Chartered Practice
www.spaceagent.com
mail@spaceagent.com

project: Conversion to residential
227 Shepherds Bush Road
London W6 7AS

client: 227 SBR LTD
30 St Johns Road
Woking GU21 7SA

titel: DETAIL II - Extension

status: DRAFT GA

scale: 1:20 @A3
1:10 @A1

date: 14.07.2026

name: I.Iezzi

no.: SHE_P17h1

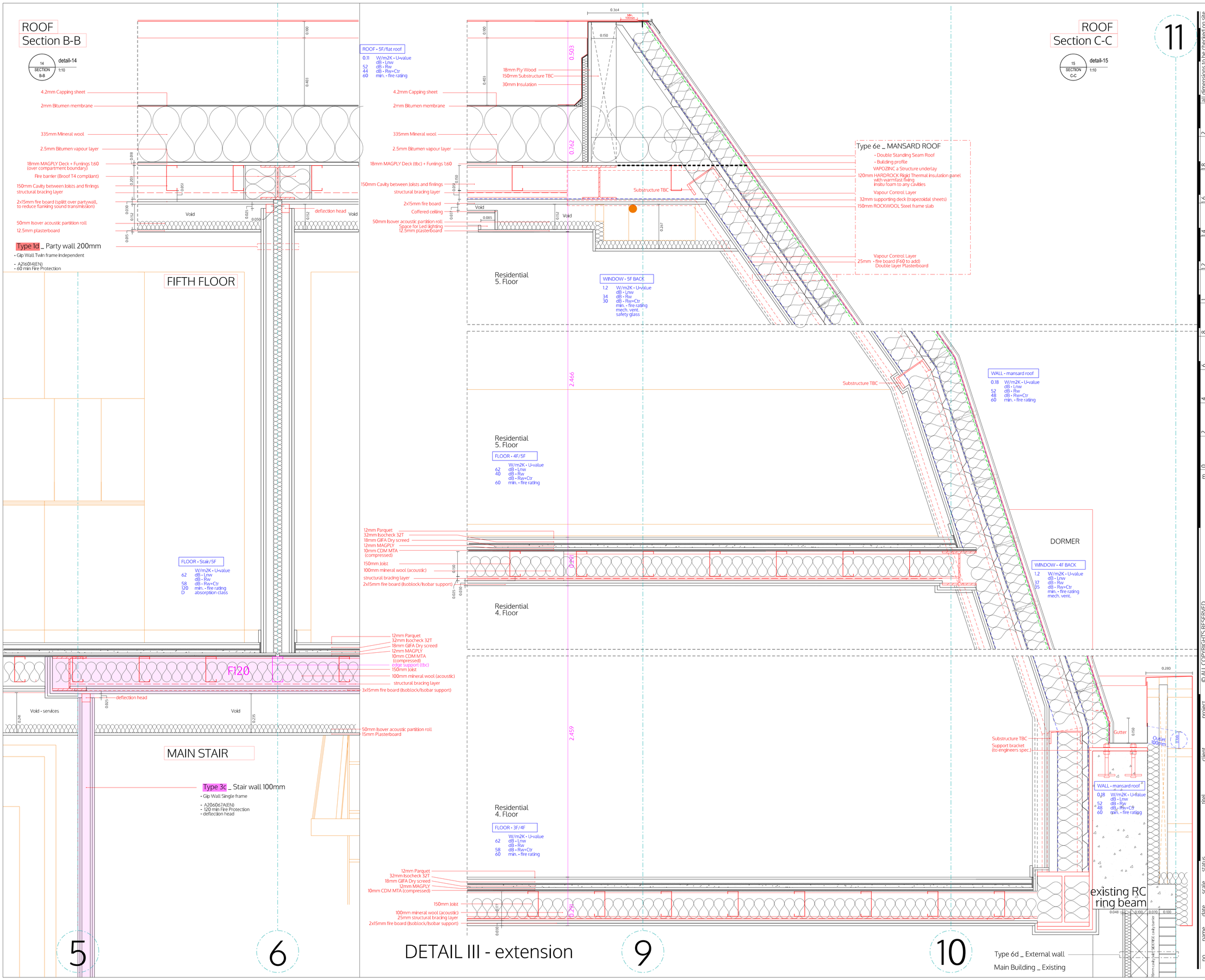

±0.00 FFL on GF = +4.64 m AMSL

All dimensions are structural!

All internal levels (sill, ceilings, beams) are measured from FFL. This drawing is to be viewed together with all consultant documentation (structural engineer, M&E, fire safety strategy, supplier, etc.).
Any discrepancies shown are to be notified to the design team immediately.

Legend plan

FFL	▼	finished floor level
SFL	▽	structural floor level
FCL	▲	finished ceiling level
SCL	△	structural ceiling level

Walls

Notes:
all flanking surfaces to break to stop sound transmissions
noggings to install in kitchen and TV areas
moisture resistant construction in bathrooms/kitchens
internal fire spread - no Class 3 walls and ceilings finishes
roof fire spread - min Class B
external wall fire spread - A2-s1, d0 or better
all structural steel coated with intumescent paint F60/F120

- existing structure retained - concrete/blockwork
- F120 - main stair enclosure - block/drywall
- F60 - party walls/floors - drywall/block/concrete
- F30 - protective partitions - drywall
- Partitions - drywall
- Pre-wall shell - drywall
- Moisture resistant construction

FD60S	60min fire door (smoke seal/self-closer)
FD30S	30min fire door (smoke seal/self-closer)
FD30	30min fire door

S	Smoke detector
H	Heat detector
B	Fire alarm sounder/bell
E	Emergency lighting
ES	Escape signage
WS	Wayfinding signage
SP	Sprinkler area (AWFSS Category 2)
DRM	Dry rising mains
EREZ	Escape route exclusion zone
AFD	Automatic fire detection system (LD1 in each flat)
FACP	Fire alarm control panel
PVES	PV emergency switch
EVC	Emergency voice communication
acC	absorbtion Class C in common parts
acD	absorbtion Class D in common parts
W	Water supply
SVP	Soil Vent Pipe
RVP	Rain Water downpipe
Drain	Main Drainage run (2pc fall)
MH	Manhole
MV	Mechanical vent
MSVS	Mechanical smoke ventilation system
AOV1	Automatic opening smoke vent (MSVS)
AOV2	Automatic opening smoke vent (access hatch)
AC	Air condition unit `x
TC	Telecoms supply
EL	Electric supply
CU	Consumer Unit
Gas	Gas supply

Wall types (with British-Gypsum code)

1A	250mm PartyWall 60dB/F60 - A216013 (EN)
1C	225mm PartyWall 53dB/F60 - L216017F (EN)
1D	200mm PartyWall 55dB/F60 - A216014 (EN)
2B	173mm LiftShaftWall 52dB/F60 - A306020 (A) (EN)
2C	193mm LiftShaftWall 50dB/F120 - A306033 (A) (EN)
3A	see 4B
3B	200mm StairFireWall 55dB/F120 - X216011 (EN)
3C	100mm StairFireWall /F120 - A206067A (EN)
4A	130mm exist. CoreWall 53dB/F60 - rend. blockwork
4B	170mm exsit. CoreWall 53dB/F120 - rend. blockwork
4C	102mm RiserWall /F60 - A206078 (EN)
5A	97mm Partition 40dB/F30 - A206045 (EN)
5B	80mm Partition 40dB/F30 - A206034 (EN)
5C	65mm PreShellWall (moisture resistent)
5D	132mm Partition (tall) - A206016 (B) (EN)
6C	60mm FacadeInsulation 0.3Uv - i.e. Celotex
6D	48mm FacadeInsulation 0.5Uv - i.e. ThermaLine
6E	340mm SFSWall 0.18Uv - i.e. NyRock Frame, Hardro
6F	48mm FacadeInsulation 0.5Uv - + fire board (F60)

spaceAgent

Architects and Designers
www.spaceagent.com
London-Heidelberg-Barcelona-Brussels
mail@spaceagent.com
spaceAgent Architects Ltd. is a RIBA Chartered Practice

© ALL COPYRIGHT'S RESERVED

project
Conversion to residential
227 Shepherds Bush Road
London W6 7AS

client
227 SBR LTD
30 St Johns Road
Woking GU21 7SA

title
DETAIL III - Extension

status	DRAFT GA	
scale		1:20 @A3 1:10 @A1
date		14.07.2026
name		I.Iezzi
no.	SHE_P18h1	

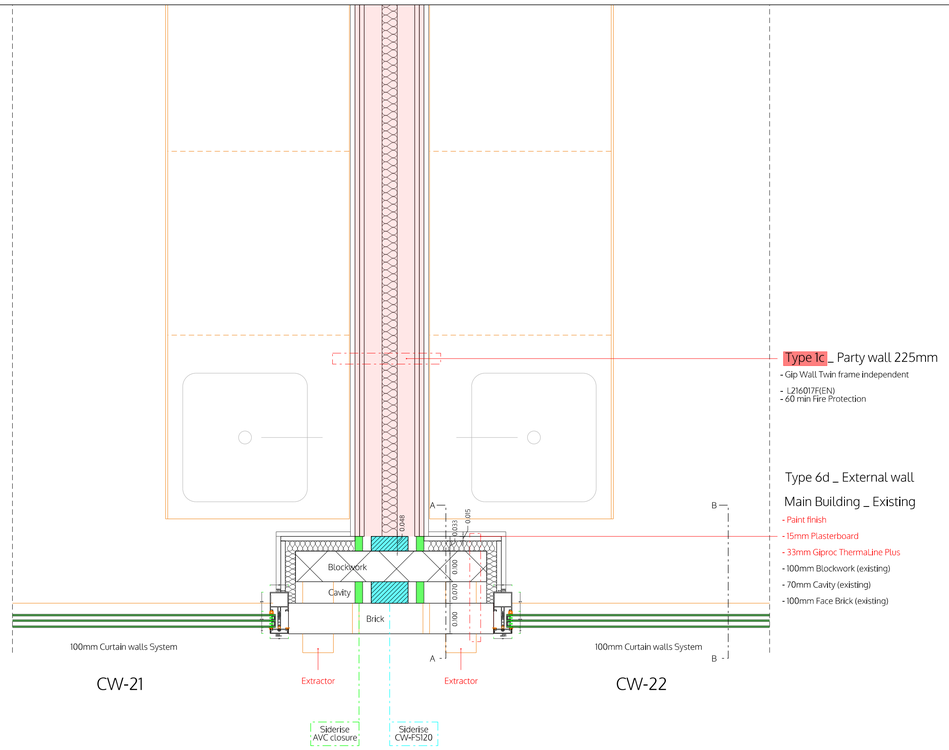

16 THIRD FLOOR detail-16 1:10

Third floor plan

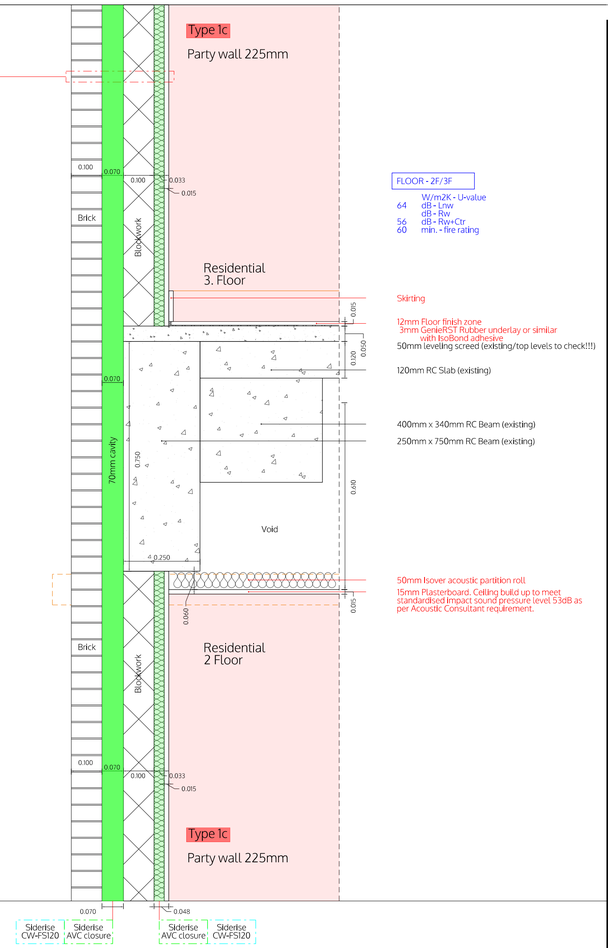

17 SECTION A-A detail-17 1:10

Section A-A

±0.00 FFL on GF = +4.64 m AMSL

All dimensions are structural!

All internal levels (sill, ceilings, beams) are measured from FFL. This drawing is to be viewed together with all consultant documentation (structural engineer, M&E, fire safety strategy, supplier, etc.).
Any discrepancies shown are to
be notified to the design team immediately.

Legend plan

FFL	▼	finished floor level
SFL	▽	structural floor level
FCL	▲	finished ceiling level
SCL	△	structural ceiling level

Walls

Notes:
all flanking surfaces to break to stop sound transmissions
noggings to install in kitchen and TV areas
moisture resistant construction in bathrooms/kitchens
internal fire spread - no Class 3 walls and ceilings finishes
roof fire spread - min Class B
external wall fire spread - A2-s1, d0 or better
all structural steel coated with intumescent paint F60/FI20

- existing structure retained - concrete/blockwork
- FI20 - main stair enclosure - block/drywall
- F60 - party walls/floors - drywall/block/concrete
- F30 - protective partitions - drywall
- Partitions - drywall
- Pre-wall shell - drywall
- Moisture resistant construction

FD60S	60min fire door (smoke seal/self-closer)
FD30S	30min fire door (smoke seal/self-closer)
FD30	30min fire door

S	Smoke detector
H	Heat detector
B	Fire alarm sounder/bell
E	Emergency lighting
ES	Escape signage
WS	Wayfinding signage
SP	Sprinkler area (AWFSS Category 2)
DRM	Dry rising mains
EREZ	Escape route exclusion zone
AFD	Automatic fire detection system (LD1 in each flat)
FACP	Fire alarm control panel
PVES	PV emergency switch
EVC	Emergency voice communication

acC	absorbtion Class C in common parts
acD	absorbtion Class D in common parts

W	Water supply
SVP	Soil Vent Pipe
RVP	Rain Water downpipe
Drain	Main Drainage run (2pc fall)
MH	Manhole

MV	Mechanical vent
MSVS	Mechanical smoke ventilation system
AOV1	Automatic opening smoke vent (MSVS)
AOV2	Automatic opening smoke vent (access hatch)
AC	Air condition unit`x

TC	Telecoms supply
EL	Electric supply
CU	Consumer Unit
Gas	Gas supply

Wall types (with British-Gypsum code)

1A	250mm PartyWall 60dB/F60 - A216013 (EN)
1C	225mm PartyWall 53dB/F60 - L216017F (EN)
1D	200mm PartyWall 55dB/F60 - A216014 (EN)
2B	173mm LiftShaftWall 52dB/F60 - A306020 (A) (EN)
2C	193mm LiftShaftWall 50dB/FI20 - A306033 (A) (EN)
3A	see 4B
3B	200mm StairFireWall 55dB/FI20 - X216011 (EN)
3C	100mm StairFireWall /FI20 - A206067A (EN)
4A	130mm exist. CoreWall 53dB/F60 - rend. blockwork
4B	170mm exsit. CoreWall 53dB/FI20 - rend. blockwork
4C	102mm RiserWall /F60 - A206078 (EN)
5A	97mm Partition 40dB/F30 - A206045 (EN)
5B	80mm Partition 40dB/F30 - A206034 (EN)
5C	65mm PreShellWall (moisture resistent)
5D	132mm Partition (tall) - A206016 (B) (EN)
6C	60mm FacadeInsulation 0.3Uv - i.e. Celotex
6D	48mm FacadeInsulation 0.5Uv - i.e. ThermaLine
6E	340mm SFSWall 0.18Uv - i.e. NyRock Frame, Hardro
6F	48mm FacadeInsulation 0.5Uv - + fire board (F60)

© ALL COPYRIGHTS RESERVED

spaceAgent
Architects and Designers
London-Heidelberg-Barcelona-Brussels
spaceAgent Architects Ltd. is a RIBA Chartered Practice
www.spaceagent.com
mail@spaceagent.com

project
Conversion to residential
227 Shepherds Bush Road
London W6 7AS

client
227 SBR LTD
30 St Johns Road
Woking GU21 7SA

titel
DETAIL V - WINDOWS
CURTAIN WALL SYSTEM

status	DRAFT GA
scale	1:20 @A3 1:10 @A1
date	20.03.2026
name	I.Iezzi
no.	SHE_P19h1

DETAIL IV -conversion