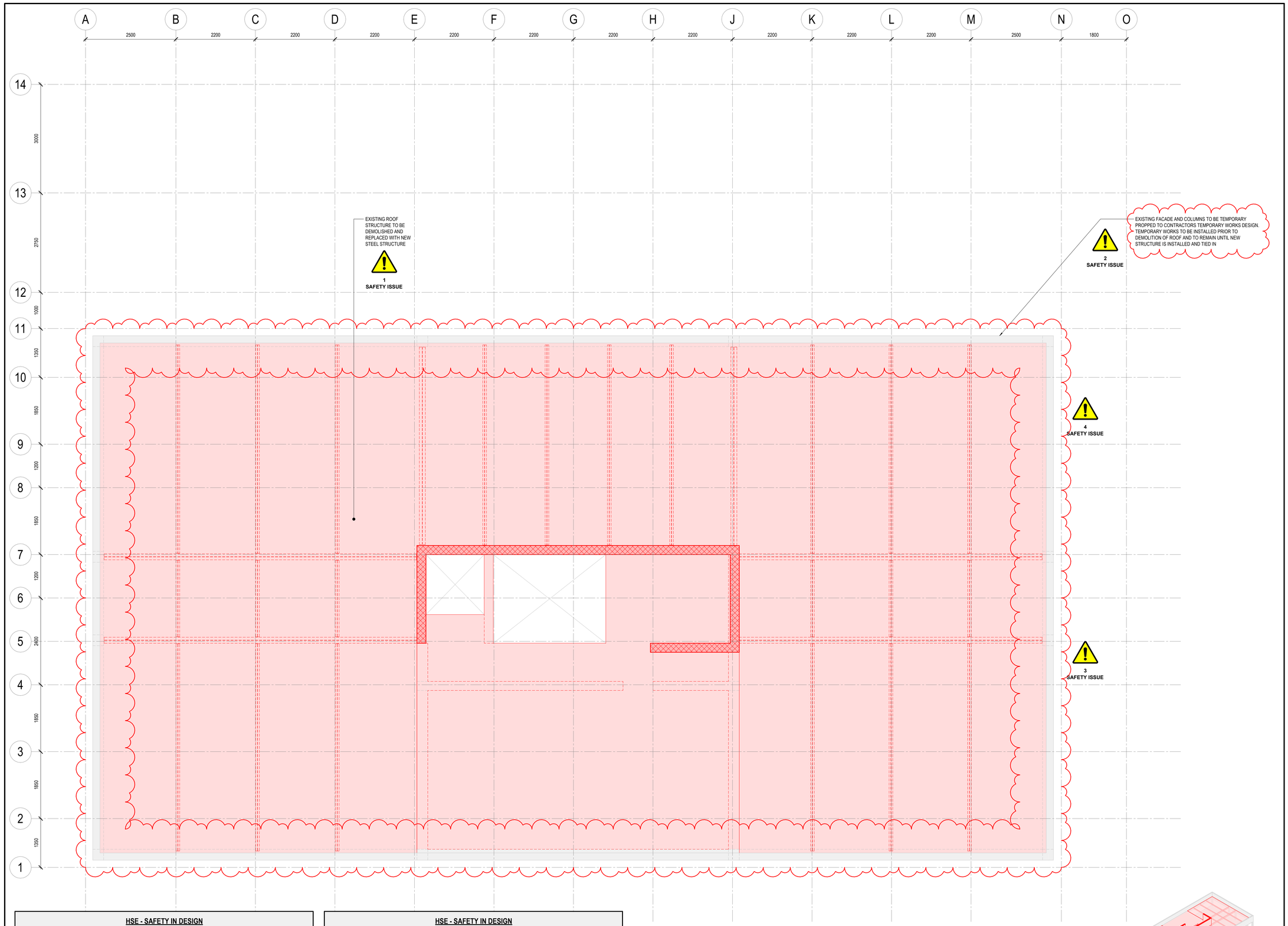

HSE - SAFETY IN DESIGN

RISK NAME	RISK CATEGORY (OPTIONAL)	RISK DESCRIPTION	LEVEL OF RISK (OPTIONAL)
1	SAFETY ISSUE	COLLAPSE OF EXISTING ROOF STRUCTURE DURING DEMOLITION. CONTRACTOR TO ENSURE TEMPORARY WORKS, WHERE REQUIRED, IS INSTALLED IN ACCORDANCE WITH TEMPORARY WORKS ENGINEER `S DESIGN AND SEQUENCE OF WORKS.	Unknown
2	SAFETY ISSUE	COLLAPSE OF EXISTING FACADE DURING RING BEAM DEMOLITION. CONTRACTOR TO ENSURE TEMPORARY WORKS IN PLACE TO FACADE AND EXISTING COLUMNS TO TEMPORARY WORKS ENGINEER `S DESIGN. TO REMAIN IN PLACE UNTIL PERMANENT STRUCTURE IS INSTALLED AND TIED INTO EXISTING FACADE.	Unknown

HSE - SAFETY IN DESIGN

RISK NAME	RISK CATEGORY (OPTIONAL)	RISK DESCRIPTION	LEVEL OF RISK (OPTIONAL)
3	SAFETY ISSUE	COLLAPSE OF EXISTING COLUMNS DURING ERECTION OF STEEL FRAME. NEW AND EXISTING COLUMNS TO ALIGN CENTRALLY TO AVOID ECCENTRIC FORCES BEING INDUCED ON EXISTING COLUMNS. TEMPORARY WORKS TO TEMPORARY WORKS ENGINEER `S DETAILS TO BE INSTALLED TO EXISTING COLUMNS TO BRACE THEM UNTIL PERMANENT STEELWORK IS COMPLETELY INSTALLED TO RESIST LATERAL FORCES INDUCED BY RAKING COLUMNS DURING CONSTRUCTION.	Unknown
4	SAFETY ISSUE	STABILITY DURING CONSTRUCTION. CONTRACTOR TO ENSURE TEMPORARY STABILITY OF THE FACADE AND FRAME DURING CONSTRUCTION TO TEMPORARY WORKS ENGINEER`S DETAILS.	Unknown

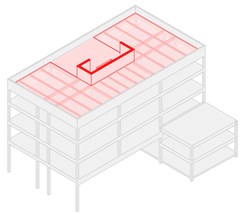

THIS DRAWING SHOULD NOT BE SCALED. ALL DIMENSIONS ARE TO BE VERIFIED ON SITE. ANY DISCREPANCIES SHOULD BE REFERRED TO THE ENGINEER PRIOR TO COMMENCING WORK. THIS DRAWING IS THE PROPERTY OF HDR CONSULTING LIMITED AND IS ISSUED ON THE CONDITION THAT IT IS NOT COPIED, REPRODUCED, RETAINED OR DISCLOSED TO ANY UNAUTHORISED PERSON, EITHER WHOLLY OR IN PART WITHOUT THE CONSENT IN WRITING OF HDR CONSULTING LIMITED, 240 BLACKFRIARS ROAD, LONDON, SE1 8NW.

THIS DRAWING MUST NOT BE USED FOR CONSTRUCTION OR INSTALLATION PURPOSES UNLESS EXPRESSLY STATED. DO NOT SCALE OFF THIS DRAWING, ALWAYS WORK TO NOTED DIMENSIONS. ALL DIMENSIONS MUST BE VERIFIED ON SITE BEFORE COMPLETING SHOP DRAWINGS OR SETTING OUT THE WORKS. ALL DISCREPENCIES TO BE REPORTED BEFORE PROCEEDING. THIS DRAWING IS TO BE READ IN CONJUNCTION WITH ALL DRAWINGS, SCOPE OF WORKS & SPECIFICATIONS AS PREPARED BY HDR. THIS DRAWING IS TO BE READ IN CONJUNCTION WITH ALL ASSOCIATED EXTERNAL DESIGN TEAM DRAWINGS, SPECIFICATION AND INFORMATION.

LEGEND

CUT	PRO	
		EXISTING STRUCTURE TO REMAIN (MATERIAL VARIES)
		EXISTING STRUCTURE TO BE DEMOLISHED (MATERIAL VARIES)

NOTE:

ALL EXISTING STRUCTURE SHOWN INDICATIVELY. EXISTING STRUCTURAL LAYOUT IS BASED OFF 'MODELLING ARCHITECTURE LTD DRAWINGS A101-A105 ISSUED 12/03/25

REV	DATE	REVISION DESCRIPTION
P02	17/07/26	REVISIONS POST TENDER ISSUE TO INCLUDE RETAINED RING BEAM AND ADDITIONAL STEELWORK FOR CLADDING SUPPORT
P01	16/01/26	STAGE 3 ISSUE.

SUITABILITY STATUS:

A3 - STAGE 3 AUTHORISED / ACCEPTED

240 Blackfriars Road
London
SE1 8NW
United Kingdom

t: +44 (0)20 7429 3333
e: info@hdrinc.com
w: www.hdrinc.com

CLIENT:

227 SBR LTD, LONDON

PROJECT:

227 SHEPHERDS BUSH ROAD

TITLE:

EXISTING & DEMOLITION WORKS
FOURTH FLOOR
GENERAL ARRANGEMENT

HDR NUMBER:	REV DRAWN BY:	REV CHKD/APPD BY:
10428560	SM	DS/GLC
MODEL NAME:	REV DATE:	SCALE @ A1:
10428560-HDR-ZZ-XX-M3-S-209100	17/07/26	As indicated

DRAWING NUMBER: **10428560-HDR-ZZ-04-DR-S-152105**

REVISION: **P02**

cm 0 1 2 3 4 5 Plot Check v.24.2

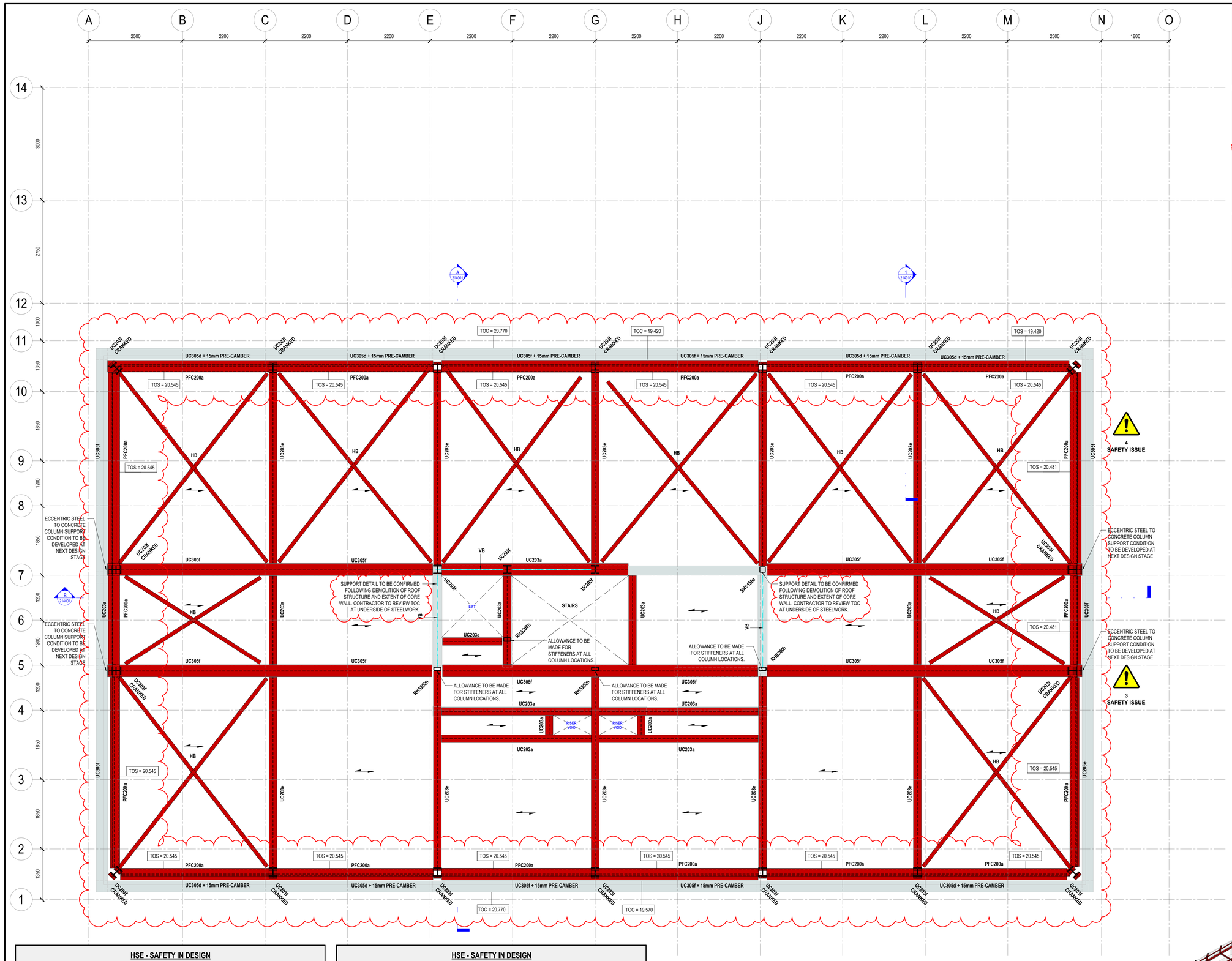

STEEL COLUMN SCHEDULE

TYPE MARK	COLUMN SIZE
RHS150a	RHS150x100x4.0
RHS200h	RHS200x100x10.0
SHS150a	SHS150x150x5.0
UC203f	UC203x203x100

STEEL BEAM SCHEDULE

TYPE MARK	BEAM SIZE
PFC150a	PFC150x75x18
PFC200a	PFC200x75x23
RHS200d	RHS200x100x6.3
UC203a	UC203x203x52
UC203d	UC203x203x71
UC203e	UC203x203x86
UC203f	UC203x203x100
UC254e	UC254x254x167
UC305d	UC305x305x158
UC305f	UC305x305x240

TOS = 19.470 U.N.O

STEEL BRACING SCHEDULE

TYPE MARK	BEAM SIZE
HB	ALLOW FOR 60x60x8 RSA, OR 100x10 FLAT
VB	100X10 FLAT CROSS BRACING

ALL BUILDERS WORK TO BE COORDINATED

ALL NEW STEEL COLUMNS TO BE CENTRED ON EXISTING CONCRETE COLUMNS

EXISTING TOP FACADE TO BE RESTRAINED BY NEW STEEL FRAME. TIE DETAIL TO BE DEVELOPED UPON OPENING UP OF FACADE

PLAN BRACING TO BE COORDINATED WITH BEAMS DURING STAGE 4

THIS DRAWING SHOULD NOT BE SCALED. ALL DIMENSIONS ARE TO BE VERIFIED ON SITE. ANY DISCREPANCIES SHOULD BE REFERRED TO THE ENGINEER PRIOR TO COMMENCING WORK. THIS DRAWING IS THE PROPERTY OF HDR CONSULTING LIMITED AND IS ISSUED ON THE CONDITION THAT IT IS NOT COPIED, REPRODUCED, RETAINED OR DISCLOSED TO ANY UNAUTHORISED PERSON, EITHER WHOLLY OR IN PART WITHOUT THE CONSENT IN WRITING OF HDR CONSULTING LIMITED, 240 BLACKFRIARS ROAD, LONDON, SE1 8NW.

THIS DRAWING MUST NOT BE USED FOR CONSTRUCTION OR INSTALLATION PURPOSES UNLESS EXPRESSLY STATED. DO NOT SCALE OFF THIS DRAWING, ALWAYS WORK TO NOTED DIMENSIONS. ALL DIMENSIONS MUST BE VERIFIED ON SITE BEFORE COMPLETING SHOP DRAWINGS OR SETTING OUT THE WORKS. ALL DISCREPENCIES TO BE REPORTED BEFORE PROCEEDING. THIS DRAWING IS TO BE READ IN CONJUNCTION WITH ALL DRAWINGS, SCOPE OF WORKS & SPECIFICATIONS AS PREPARED BY HDR. THIS DRAWING IS TO BE READ IN CONJUNCTION WITH ALL ASSOCIATED EXTERNAL DESIGN TEAM DRAWINGS, SPECIFICATION AND INFORMATION.

NOTES

1. ALL STEEL MEMBERS ARE TO POSITIONED CENTRALLY ON GRIDS UNO.
2. BEAMS TO BE CENTRED ON COLUMNS UNLESS NOTED OTHERWISE.
3. ALL MOMENTS, FORCES AND LOADS SHOWN ARE ULTIMATE VALUES.
4. MOMENT FORCES DO NOT INCLUDE THE ADDITIONAL CONNECTION FORCES DUE TO CONNECTION ECCENTRICITY.
5. ALL STEEL TO STEEL CONNECTIONS TO BE DESIGNED BY STEELWORK FABRICATOR, INCLUDING COLUMN BASEPLATES.
6. PAINTING AND PREPARATION AND PROTECTIVE COATINGS OF STEELWORK TO BE IN ACCORDANCE WITH THE SPECIFICATION.
7. ALL BOLTS TO BE GRADE 8.8 (UNO).
8. REFER TO THE SPECIFICATION FOR FULL DETAILS.
9. STEEL GRADE AND SUBGRADE SHALL BE AS SHOWN ON THE DESIGN DRAWINGS.
10. ALLOWANCE TO BE MADE FOR HORIZONTAL BRACING TO BE SUSPENDED FROM FLOOR PURLINS AT REGULAR INTERVALS (1/3) SPAN. CONNECTION TO BE A BOLT ON SLOTTED CONNECTOR AND PURLINS TO HAVE STIFFENERS AT BRACING LOCATIONS.

LEGEND

CUT *PRO*

- EXISTING STRUCTURE TO REMAIN (MATERIAL VARIES)
- PRIMARY STRUCTURAL STEEL FRAME
- SECONDARY STEEL FRAME
- PROPOSED 150 DP COLD FORMED STEEL JOISTS TO KINGSPAN (OR SIMILAR APPROVED) DETAILS. JOISTS TOPPED WITH 18MM FLOORING GRADE PARTICLE BOARD OR SIMILAR: AFFIXED USING APPROPRIATE SELF-DRILLING, SELF-TAPPING SCREWS AT A SPACING NOT GREATER THAN 1150mm ALONG THE SPAN TO PROVIDE TORSIONAL STIFFNESS. JOISTS ARE TO SPAN INTO THE WEB OF THE BEAMS TO MINIMISE THE FLOOR PROFILE. WITH A CLEATED CONNECTION BETWEEN THE JOIST AND BEAM. THE TOPPING IS TO BE CONTINUOUS OVER THE BEAMS TO PROVIDE A UNIFORM AND UNINTERRUPTED FLOOR LEVEL.
- STEEL FRAMING SYSTEM AND EXTERNAL CLADDING (TO BE CONFIRMED BY ARCHITECT)

NOTE:

ALL EXISTING STRUCTURE SHOWN INDICATIVELY. EXISTING STRUCTURAL LAYOUT IS BASED OFF 'MODELLING ARCHITECTURE LTD DRAWINGS A101-A105 ISSUED 12/03/25

HSE - SAFETY IN DESIGN

RISK NAME	RISK CATEGORY (OPTIONAL)	RISK DESCRIPTION	LEVEL OF RISK (OPTIONAL)
1	SAFETY ISSUE	COLLAPSE OF EXISTING ROOF STRUCTURE DURING DEMOLITION. CONTRACTOR TO ENSURE TEMPORARY WORKS, WHERE REQUIRED, IS INSTALLED IN ACCORDANCE WITH TEMPORARY WORKS ENGINEER 'S DESIGN AND SEQUENCE OF WORKS.	Unknown
2	SAFETY ISSUE	COLLAPSE OF EXISTING FACADE DURING RING BEAM DEMOLITION. CONTRACTOR TO ENSURE TEMPORARY WORKS IN PLACE TO FACADE AND EXISTING COLUMNS TO TEMPORARY WORKS ENGINEER 'S DESIGN. TO REMAIN IN PLACE UNTIL PERMANENT STRUCTURE IS INSTALLED AND TIED INTO EXISTING FACADE.	Unknown

HSE - SAFETY IN DESIGN

RISK NAME	RISK CATEGORY (OPTIONAL)	RISK DESCRIPTION	LEVEL OF RISK (OPTIONAL)
3	SAFETY ISSUE	COLLAPSE OF EXISTING COLUMNS DURING ERECTION OF STEEL FRAME. NEW AND EXISTING COLUMNS TO ALIGN CENTRALLY TO AVOID ECCENTRIC FORCES BEING INDUCED ON EXISTING COLUMNS. TEMPORARY WORKS TO TEMPORARY WORKS ENGINEER 'S DETAILS TO BE INSTALLED TO EXISTING COLUMNS TO BRACE THEM UNTIL PERMANENT STEELWORK IS COMPLETELY INSTALLED TO RESIST LATERAL FORCES INDUCED BY RAKING COLUMNS DURING CONSTRUCTION.	Unknown
4	SAFETY ISSUE	STABILITY DURING CONSTRUCTION. CONTRACTOR TO ENSURE TEMPORARY STABILITY OF THE FACADE AND FRAME DURING CONSTRUCTION TO TEMPORARY WORKS ENGINEER 'S DETAILS.	Unknown

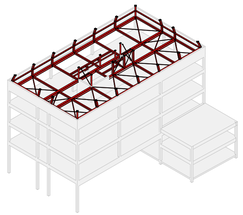

REV	DATE	REVISION DESCRIPTION
P03	17/07/26	REVISIONS POST TENDER ISSUE TO INCLUDE RETAINED RING BEAM AND ADDITIONAL STEELWORK FOR CLADDING SUPPORT
P02	05/02/26	ARCHITECTURAL COORDINATION UPDATES.
P01	16/01/26	STAGE 3 ISSUE.

SUITABILITY STATUS:

A3 - STAGE 3 AUTHORISED / ACCEPTED

240 Blackfriars Road
London
SE1 8NW
United Kingdom

t: +44 (0)20 7429 3333
e: info@hdrinc.com
w: www.hdrinc.com

CLIENT:

227 SBR LTD, LONDON

PROJECT:

227 SHEPHERDS BUSH ROAD

TITLE:

PROPOSED WORKS
FOURTH FLOOR

HDR NUMBER:	REV DRAWN BY:	REV CHKD/APPD BY:
10428560	SM	DS/GLC
MODEL NAME:	**REV DATE:**	**SCALE @ A1:**
10428560-HDR-ZZ-XX-M3-S-209100	17/07/26	50

DRAWING NUMBER: **10428560-HDR-ZZ-04-DR-S-202105** REVISION: **P03**

cm 0 1 2 3 4 5 Plot Check v.24.2

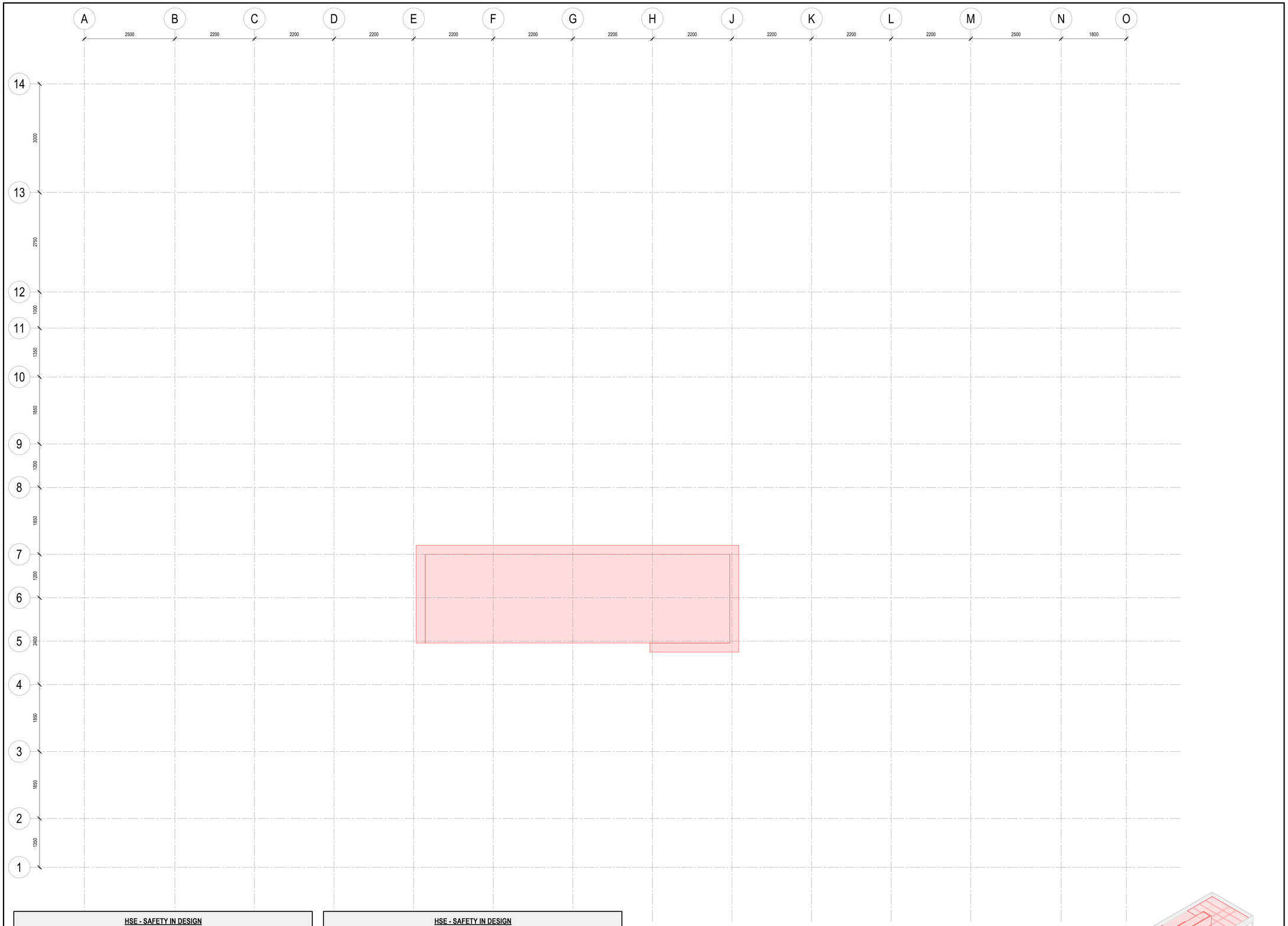

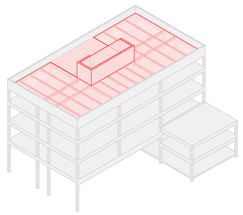

HSE - SAFETY IN DESIGN

RISK NAME	RISK CATEGORY (OPTIONAL)	RISK DESCRIPTION	LEVEL OF RISK (OPTIONAL)
1	SAFETY ISSUE	COLLAPSE OF EXISTING ROOF STRUCTURE DURING DEMOLITION. CONTRACTOR TO ENSURE TEMPORARY WORKS, WHERE REQUIRED, IS INSTALLED IN ACCORDANCE WITH TEMPORARY WORKS ENGINEER `S DESIGN AND SEQUENCE OF WORKS.	Unknown
2	SAFETY ISSUE	COLLAPSE OF EXISTING FACADE DURING RING BEAM DEMOLITION. CONTRACTOR TO ENSURE TEMPORARY WORKS IN PLACE TO FACADE AND EXISTING COLUMNS TO TEMPORARY WORKS ENGINEER `S DESIGN. TO REMAIN IN PLACE UNTIL PERMANENT STRUCTURE IS INSTALLED AND TIED INTO EXISTING FACADE.	Unknown

HSE - SAFETY IN DESIGN

RISK NAME	RISK CATEGORY (OPTIONAL)	RISK DESCRIPTION	LEVEL OF RISK (OPTIONAL)
3	SAFETY ISSUE	COLLAPSE OF EXISTING COLUMNS DURING ERECTION OF STEEL FRAME. NEW AND EXISTING COLUMNS TO ALIGN CENTRALLY TO AVOID ECCENTRIC FORCES BEING INDUCED ON EXISTING COLUMNS. TEMPORARY WORKS TO TEMPORARY WORKS ENGINEER `S DETAILS TO BE INSTALLED TO EXISTING COLUMNS TO BRACE THEM UNTIL PERMANENT STEELWORK IS COMPLETELY INSTALLED TO RESIST LATERAL FORCES INDUCED BY RAKING COLUMNS DURING CONSTRUCTION.	Unknown
4	SAFETY ISSUE	STABILITY DURING CONSTRUCTION. CONTRACTOR TO ENSURE TEMPORARY STABILITY OF THE FACADE AND FRAME DURING CONSTRUCTION TO TEMPORARY WORKS ENGINEER`S DETAILS.	Unknown

cm 0 1 2 3 4 5 Plot Check v.24.2

THIS DRAWING SHOULD NOT BE SCALED. ALL DIMENSIONS ARE TO BE VERIFIED ON SITE. ANY DISCPREPANCIES SHOULD BE REFERRED TO THE ENGINEER PRIOR TO COMMENCING WORK. THIS DRAWING IS THE PROPERTY OF HDR CONSULTING LIMITED AND IS ISSUED ON THE CONDITION THAT IT IS NOT COPIED, REPRODUCED, RETAINED OR DISCLOSED TO ANY UNAUTHORISED PERSON, EITHER WHOLLY OR IN PART WITHOUT THE CONSENT IN WRITING OF HDR CONSULTING LIMITED, 240 BLACKFRIARS ROAD, LONDON, SE1 8NW.

THIS DRAWING MUST NOT BE USED FOR CONSTRUCTION OR INSTALLATION PURPOSES UNLESS EXPRESSLY STATED. DO NOT SCALE OFF THIS DRAWING, ALWAYS WORK TO NOTED DIMENSIONS. ALL DIMENSIONS MUST BE VERIFIED ON SITE BEFORE COMPLETING SHOP DRAWINGS OR SETTING OUT THE WORKS. ALL DISCREPENCIES TO BE REPORTED BEFORE PROCEEDING. THIS DRAWING IS TO BE READ IN CONJUNCTION WITH ALL DRAWINGS, SCOPE OF WORKS & SPECIFICATIONS AS PREPARED BY HDR. THIS DRAWING IS TO BE READ IN CONJUNCTION WITH ALL ASSOCIATED EXTERNAL DESIGN TEAM DRAWINGS, SPECIFICATION AND INFORMATION.

LEGEND

CUT	PRO	
		EXISTING STRUCTURE TO REMAIN (MATERIAL VARIES)
		EXISTING STRUCTURE TO BE DEMOLISHED (MATERIAL VARIES)

REV	DATE	REVISION DESCRIPTION
P02	17/07/26	REVISIONS POST TENDER ISSUE TO INCLUDE RETAINED RING BEAM AND ADDITIONAL STEELWORK FOR CLADDING SUPPORT
P01	16/01/26	STAGE 3 ISSUE

SUITABILITY STATUS:

A3 - STAGE 3 AUTHORISED / ACCEPTED

240 Blackfriars Road
London
SE1 8NW
United Kingdom

t: +44 (0)20 7429 3333
e: info@hdrinc.com
w: www.hdrinc.com

CLIENT:

227 SBR LTD, LONDON

PROJECT:

227 SHEPHERDS BUSH ROAD

TITLE:

EXISTING & DEMOLITION WORKS
FIFTH FLOOR
GENERAL ARRANGEMENT

HDR NUMBER:	REV DRAWN BY:	REV CHKD/APPD BY:
10428560	SM	DS/GLC
MODEL NAME:	REV DATE:	SCALE @ A1:
10428560-HDR-ZZ-XX-M3-S-209100	17/07/26	As indicated

DRAWING NUMBER: **10428560-HDR-ZZ-05-DR-S-152106**

REVISION: **P02**

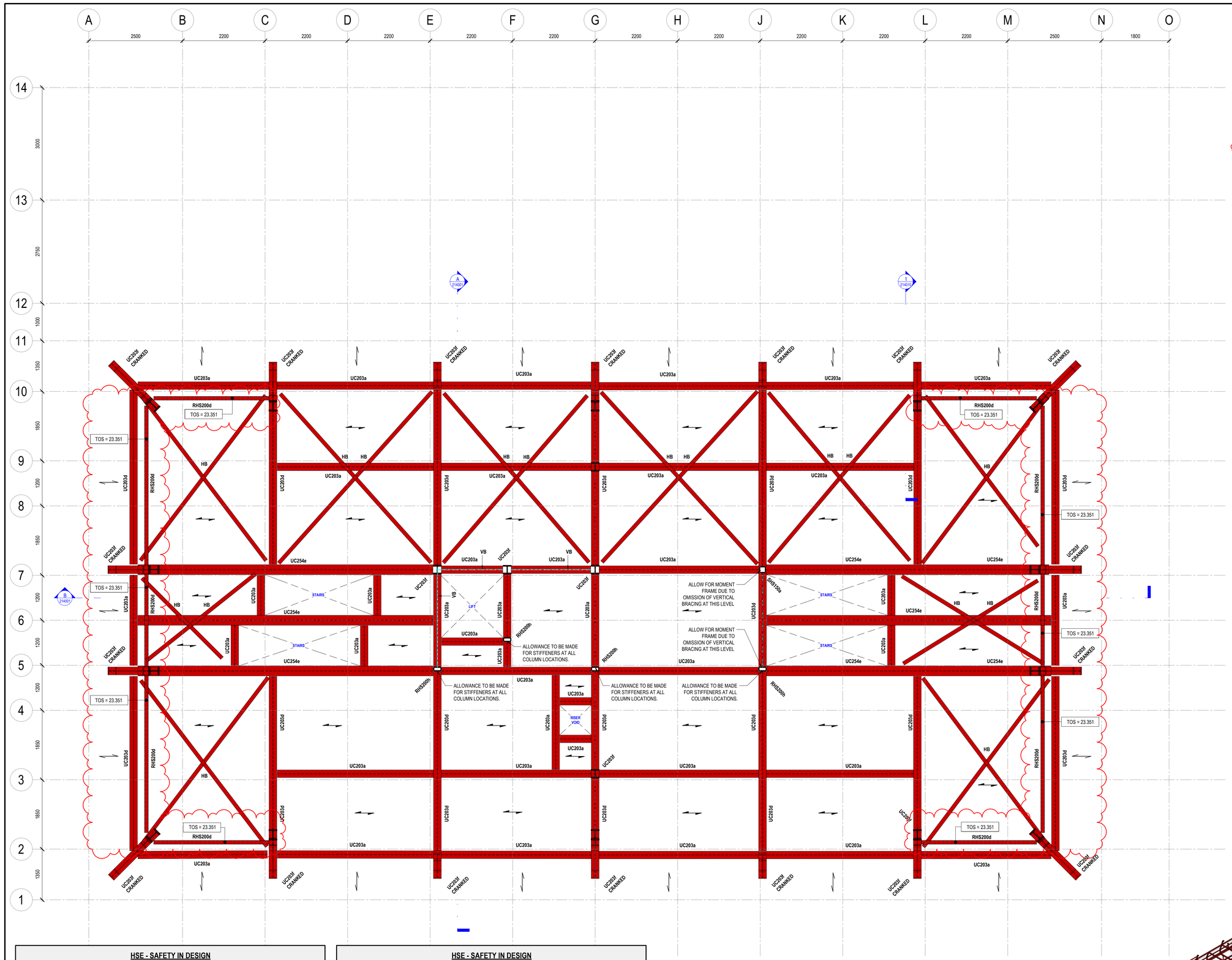

STEEL COLUMN SCHEDULE

TYPE MARK	COLUMN SIZE
RHS150a	RHS150x100x4.0
RHS200h	RHS200x100x10.0
SHS150a	SHS150x150x5.0
UC203f	UC203x203x100

STEEL BEAM SCHEDULE

TYPE MARK	BEAM SIZE
PFC150a	PFC150x75x18
PFC200d	PFC200x75x23
RHS200d	RHS200x100x6.3
UC203a	UC203x203x52
UC203d	UC203x203x71
UC203e	UC203x203x86
UC203f	UC203x203x100
UC254e	UC254x254x167
UC305d	UC305x305x158
UC305f	UC305x305x240

TOS = 22.220 U.N.O

STEEL BRACING SCHEDULE

TYPE MARK	BEAM SIZE
HB	ALLOW FOR 60x60x8 RSA, OR 100x10 FLAT
VB	100X10 FLAT CROSS BRACING

ALL BUILDERS WORK TO BE COORDINATED

ALL NEW STEEL COLUMNS TO BE CENTRED ON EXISTING CONCRETE COLUMNS

EXISTING TOP FACADE TO BE RESTRAINED BY NEW STEEL FRAME. TIE DETAIL TO BE DEVELOPED UPON OPENING UP OF FACADE

PLAN BRACING TO BE COORDINATED WITH BEAMS DURING STAGE 4

THIS DRAWING SHOULD NOT BE SCALED. ALL DIMENSIONS ARE TO BE VERIFIED ON SITE. ANY DISCREPANCIES SHOULD BE REFERRED TO THE ENGINEER PRIOR TO COMMENCING WORK. THIS DRAWING IS THE PROPERTY OF HDR CONSULTING LIMITED AND IS ISSUED ON THE CONDITION THAT IT IS NOT COPIED, REPRODUCED, RETAINED OR DISCLOSED TO ANY UNAUTHORISED PERSON, EITHER WHOLLY OR IN PART WITHOUT THE CONSENT IN WRITING OF HDR CONSULTING LIMITED, 240 BLACKFRIARS ROAD, LONDON, SE1 8NW.

THIS DRAWING MUST NOT BE USED FOR CONSTRUCTION OR INSTALLATION PURPOSES UNLESS EXPRESSLY STATED. DO NOT SCALE OFF THIS DRAWING, ALWAYS WORK TO NOTED DIMENSIONS. ALL DIMENSIONS MUST BE VERIFIED ON SITE BEFORE COMPLETING SHOP DRAWINGS OR SETTING OUT THE WORKS. ALL DISCREPENCIES TO BE REPORTED BEFORE PROCEEDING. THIS DRAWING IS TO BE READ IN CONJUNCTION WITH ALL DRAWINGS, SCOPE OF WORKS & SPECIFICATIONS AS PREPARED BY HDR. THIS DRAWING IS TO BE READ IN CONJUNCTION WITH ALL ASSOCIATED EXTERNAL DESIGN TEAM DRAWINGS, SPECIFICATION AND INFORMATION.

NOTES

1. ALL STEEL MEMBERS ARE TO POSITIONED CENTRALLY ON GRIDS UNO.
2. BEAMS TO BE CENTRED ON COLUMNS UNLESS NOTED OTHERWISE.
3. ALL MOMENTS, FORCES AND LOADS SHOWN ARE ULTIMATE VALUES.
4. MOMENT FORCES DO NOT INCLUDE THE ADDITIONAL CONNECTION FORCES DUE TO CONNECTION ECCENTRICITY.
5. ALL STEEL TO STEEL CONNECTIONS TO BE DESIGNED BY STEELWORK FABRICATOR, INCLUDING COLUMN BASEPLATES.
6. PAINTING AND PREPARATION AND PROTECTIVE COATINGS OF STEELWORK TO BE IN ACCORDANCE WITH THE SPECIFICATION.
7. ALL BOLTS TO BE GRADE 8.8 (UNO).
8. REFER TO THE SPECIFICATION FOR FULL DETAILS.
9. STEEL GRADE AND SUBGRADE SHALL BE AS SHOWN ON THE DESIGN DRAWINGS.
10. ALLOWANCE TO BE MADE FOR HORIZONTAL BRACING TO BE SUSPENDED FROM FLOOR PURLINS AT REGULAR INTERVALS (1/3) SPAN. CONNECTION TO BE A BOLT ON SLOTTED CONNECTOR AND PURLINS TO HAVE STIFFENERS AT BRACING LOCATIONS.

LEGEND

CUT *PRO*

- EXISTING STRUCTURE TO REMAIN (MATERIAL VARIES)
- PRIMARY STRUCTURAL STEEL FRAME
- SECONDARY STEEL FRAME
- PROPOSED 150 DP COLD FORMED STEEL JOISTS TO KINGSPAN (OR SIMILAR APPROVED) DETAILS. JOISTS TOPPED WITH 18MM FLOORING GRADE PARTICLE BOARD OR SIMILAR: AFFIXED USING APPROPRIATE SELF-DRILLING, SELF-TAPPING SCREWS AT A SPACING NOT GREATER THAN 1150mm ALONG THE SPAN TO PROVIDE TORSIONAL STIFFNESS. JOISTS ARE TO SPAN INTO THE WEB OF THE BEAMS TO MINIMISE THE FLOOR PROFILE. WITH A CLEATED CONNECTION BETWEEN THE JOIST AND BEAM. THE TOPPING IS TO BE CONTINUOUS OVER THE BEAMS TO PROVIDE A UNIFORM AND UNINTERRUPTED FLOOR LEVEL.
- STEEL FRAMING SYSTEM AND EXTERNAL CLADDING (TO BE CONFIRMED BY ARCHITECT)

NOTE:

ALL EXISTING STRUCTURE SHOWN INDICATIVELY. EXISTING STRUCTURAL LAYOUT IS BASED OFF 'MODELLING ARCHITECTURE LTD DRAWINGS A101-A105 ISSUED 12/03/25

REV	DATE	REVISION DESCRIPTION
P03	17/07/26	REVISIONS POST TENDER ISSUE TO INCLUDE RETAINED RING BEAM AND ADDITIONAL STEELWORK FOR CLADDING SUPPORT
P02	05/02/26	ARCHITECTURAL COORDINATION UPDATES.
P01	16/01/26	STAGE 3 ISSUE.

SUITABILITY STATUS:

A3 - STAGE 3 AUTHORISED / ACCEPTED

240 Blackfriars Road
London
SE1 8NW
United Kingdom

t: +44 (0)20 7429 3333
e: info@hdrinc.com
w: www.hdrinc.com

CLIENT:

227 SBR LTD, LONDON

PROJECT:

227 SHEPHERDS BUSH ROAD

TITLE:

PROPOSED WORKS
FIFTH FLOOR

HDR NUMBER:	REV DRAWN BY:	REV CHKD/APPD BY:
10428560	SM	DS/GLC
MODEL NAME:	REV DATE:	SCALE @ A1:
10428560-HDR-ZZ-XX-M3-S-209100	17/07/26	As indicated

DRAWING NUMBER: **10428560-HDR-ZZ-05-DR-S-202106**

REVISION: **P03**

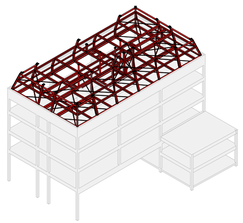

HSE - SAFETY IN DESIGN

RISK NAME	RISK CATEGORY (OPTIONAL)	RISK DESCRIPTION	LEVEL OF RISK (OPTIONAL)
1	SAFETY ISSUE	COLLAPSE OF EXISTING ROOF STRUCTURE DURING DEMOLITION. CONTRACTOR TO ENSURE TEMPORARY WORKS, WHERE REQUIRED, IS INSTALLED IN ACCORDANCE WITH TEMPORARY WORKS ENGINEER 'S DESIGN AND SEQUENCE OF WORKS.	Unknown
2	SAFETY ISSUE	COLLAPSE OF EXISTING FACADE DURING RING BEAM DEMOLITION. CONTRACTOR TO ENSURE TEMPORARY WORKS IN PLACE TO FACADE AND EXISTING COLUMNS TO TEMPORARY WORKS ENGINEER 'S DESIGN. TO REMAIN IN PLACE UNTIL PERMANENT STRUCTURE IS INSTALLED AND TIED INTO EXISTING FACADE.	Unknown

HSE - SAFETY IN DESIGN

RISK NAME	RISK CATEGORY (OPTIONAL)	RISK DESCRIPTION	LEVEL OF RISK (OPTIONAL)
3	SAFETY ISSUE	COLLAPSE OF EXISTING COLUMNS DURING ERECTION OF STEEL FRAME. NEW AND EXISTING COLUMNS TO ALIGN CENTRALLY TO AVOID ECCENTRIC FORCES BEING INDUCED ON EXISTING COLUMNS. TEMPORARY WORKS TO TEMPORARY WORKS ENGINEER 'S DETAILS TO BE INSTALLED TO EXISTING COLUMNS TO BRACE THEM UNTIL PERMANENT STEELWORK IS COMPLETELY INSTALLED TO RESIST LATERAL FORCES INDUCED BY RAKING COLUMNS DURING CONSTRUCTION.	Unknown
4	SAFETY ISSUE	STABILITY DURING CONSTRUCTION. CONTRACTOR TO ENSURE TEMPORARY STABILITY OF THE FACADE AND FRAME DURING CONSTRUCTION TO TEMPORARY WORKS ENGINEER 'S DETAILS.	Unknown

cm 0 1 2 3 4 5 Plot Check v.24.2

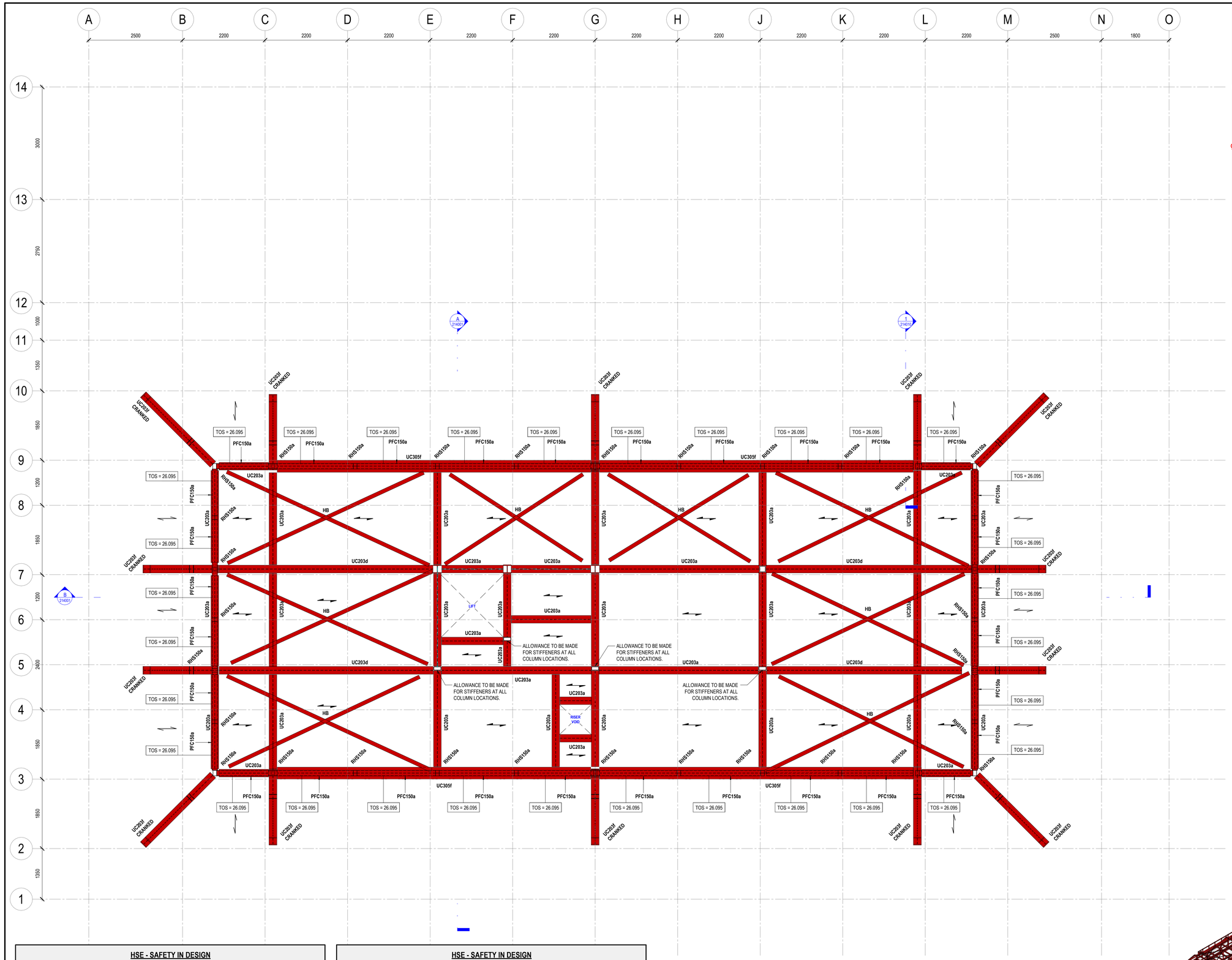

STEEL COLUMN SCHEDULE

TYPE MARK	COLUMN SIZE
RHS150a	RHS150x100x4.0
RHS200h	RHS200x100x10.0
SHS150a	SHS150x150x5.0
UC203f	UC203x203x100

STEEL BEAM SCHEDULE

TYPE MARK	BEAM SIZE
PFC150a	PFC150x75x18
PFC200a	PFC200x75x23
RHS200d	RHS200x100x6.3
UC203a	UC203x203x46
UC203d	UC203x203x71
UC203e	UC203x203x86
UC203f	UC203x203x100
UC254e	UC254x254x167
UC305d	UC305x305x158
UC305f	UC305x305x240

TOS = 25.120 U.N.O

STEEL BRACING SCHEDULE

TYPE MARK	BEAM SIZE
HB	ALLOW FOR 60x60x8 RSA, OR 100x10 FLAT
VB	100X10 FLAT CROSS BRACING

ALL BUILDERS WORK TO BE COORDINATED

ALL NEW STEEL COLUMNS TO BE CENTRED ON EXISTING CONCRETE COLUMNS

EXISTING TOP FACADE TO BE RESTRAINED BY NEW STEEL FRAME. TIE DETAIL TO BE DEVELOPED UPON OPENING UP OF FACADE

PLAN BRACING TO BE COORDINATED WITH BEAMS DURING STAGE 4

THIS DRAWING SHOULD NOT BE SCALED. ALL DIMENSIONS ARE TO BE VERIFIED ON SITE. ANY DISCREPANCIES SHOULD BE REFERRED TO THE ENGINEER PRIOR TO COMMENCING WORK. THIS DRAWING IS THE PROPERTY OF HDR CONSULTING LIMITED AND IS ISSUED ON THE CONDITION THAT IT IS NOT COPIED, REPRODUCED, RETAINED OR DISCLOSED TO ANY UNAUTHORISED PERSON, EITHER WHOLLY OR IN PART WITHOUT THE CONSENT IN WRITING OF HDR CONSULTING LIMITED, 240 BLACKFRIARS ROAD, LONDON, SE1 8NW.

THIS DRAWING MUST NOT BE USED FOR CONSTRUCTION OR INSTALLATION PURPOSES UNLESS EXPRESSLY STATED. DO NOT SCALE OFF THIS DRAWING, ALWAYS WORK TO NOTED DIMENSIONS. ALL DIMENSIONS MUST BE VERIFIED ON SITE BEFORE COMPLETING SHOP DRAWINGS OR SETTING OUT THE WORKS. ALL DISCREPENCIES TO BE REPORTED BEFORE PROCEEDING. THIS DRAWING IS TO BE READ IN CONJUNCTION WITH ALL DRAWINGS, SCOPE OF WORKS & SPECIFICATIONS AS PREPARED BY HDR. THIS DRAWING IS TO BE READ IN CONJUNCTION WITH ALL ASSOCIATED EXTERNAL DESIGN TEAM DRAWINGS, SPECIFICATION AND INFORMATION.

NOTES

1. ALL STEEL MEMBERS ARE TO POSITIONED CENTRALLY ON GRIDS UNO.
2. BEAMS TO BE CENTRED ON COLUMNS UNLESS NOTED OTHERWISE.
3. ALL MOMENTS, FORCES AND LOADS SHOWN ARE ULTIMATE VALUES.
4. MOMENT FORCES DO NOT INCLUDE THE ADDITIONAL CONNECTION FORCES DUE TO CONNECTION ECCENTRICITY.
5. ALL STEEL TO STEEL CONNECTIONS TO BE DESIGNED BY STEELWORK FABRICATOR, INCLUDING COLUMN BASEPLATES.
6. PAINTING AND PREPARATION AND PROTECTIVE COATINGS OF STEELWORK TO BE IN ACCORDANCE WITH THE SPECIFICATION.
7. ALL BOLTS TO BE GRADE 8.8 (UNO).
8. REFER TO THE SPECIFICATION FOR FULL DETAILS.
9. STEEL GRADE AND SUBGRADE SHALL BE AS SHOWN ON THE DESIGN DRAWINGS.
10. ALLOWANCE TO BE MADE FOR HORIZONTAL BRACING TO BE SUSPENDED FROM FLOOR PURLINS AT REGULAR INTERVALS (1/3) SPAN. CONNECTION TO BE A BOLT ON SLOTTED CONNECTOR AND PURLINS TO HAVE STIFFENERS AT BRACING LOCATIONS.

LEGEND

CUT	PRO	
		EXISTING STRUCTURE TO REMAIN (MATERIAL VARIES)
		PRIMARY STRUCTURAL STEEL FRAME
		SECONDARY STEEL FRAME

PROPOSED 150 DP COLD FORMED STEEL JOISTS TO KINGSPAN (OR SIMILAR APPROVED) DETAILS. JOISTS TOPPED WITH 18MM FLOORING GRADE PARTICLE BOARD OR SIMILAR. AFFIXED USING APPROPRIATE SELF-DRILLING, SELF-TAPPING SCREWS AT A SPACING NOT GREATER THAN 1150mm ALONG THE SPAN TO PROVIDE TORSIONAL STIFFNESS. JOISTS ARE TO SPAN INTO THE WEB OF THE BEAMS TO MINIMISE THE FLOOR PROFILE, WITH A CLEATED CONNECTION BETWEEN THE JOIST AND BEAM. THE TOPPING IS TO BE CONTINUOUS OVER THE BEAMS TO PROVIDE A UNIFORM AND UNINTERRUPTED FLOOR LEVEL.

STEEL FRAMING SYSTEM AND EXTERNAL CLADDING (TO BE CONFIRMED BY ARCHITECT)

NOTE:

ALL EXISTING STRUCTURE SHOWN INDICATIVELY. EXISTING STRUCTURAL LAYOUT IS BASED OFF 'MODELLING ARCHITECTURE LTD DRAWINGS A101-A105 ISSUED 12/03/25

REV	DATE	REVISION DESCRIPTION
P03	17/07/26	REVISIONS POST TENDER ISSUE TO INCLUDE RETAINED RING BEAM AND ADDITIONAL STEELWORK FOR CLADDING SUPPORT
P02	05/02/26	ARCHITECTURAL COORDINATION UPDATES.
P01	16/01/26	STAGE 3 ISSUE.

SUITABILITY STATUS:

A3 - STAGE 3 AUTHORISED / ACCEPTED

240 Blackfriars Road
London
SE1 8NW
United Kingdom

t: +44 (0)20 7429 3333
e: info@hdrinc.com
w: www.hdrinc.com

CLIENT:

227 SBR LTD, LONDON

PROJECT:

227 SHEPHERDS BUSH ROAD

TITLE:

PROPOSED WORKS
ROOF LEVEL

HDR NUMBER:	REV DRAWN BY:	REV CHKD/APPD BY:
10428560	SM	DS/GLC
MODEL NAME:	**REV DATE:**	**SCALE @ A1:**
10428560-HDR-ZZ-XX-M3-S-209100	17/07/26	As indicated

DRAWING NUMBER: **10428560-HDR-ZZ-RF-DR-S-202107**

REVISION: **P03**

HSE - SAFETY IN DESIGN

RISK NAME	RISK CATEGORY (OPTIONAL)	RISK DESCRIPTION	LEVEL OF RISK (OPTIONAL)
1	SAFETY ISSUE	COLLAPSE OF EXISTING ROOF STRUCTURE DURING DEMOLITION. CONTRACTOR TO ENSURE TEMPORARY WORKS, WHERE REQUIRED, IS INSTALLED IN ACCORDANCE WITH TEMPORARY WORKS ENGINEER 'S DESIGN AND SEQUENCE OF WORKS.	Unknown
2	SAFETY ISSUE	COLLAPSE OF EXISTING FACADE DURING RING BEAM DEMOLITION. CONTRACTOR TO ENSURE TEMPORARY WORKS IN PLACE TO FACADE AND EXISTING COLUMNS TO TEMPORARY WORKS ENGINEER 'S DESIGN. TO REMAIN IN PLACE UNTIL PERMANENT STRUCTURE IS INSTALLED AND TIED INTO EXISTING FACADE.	Unknown

HSE - SAFETY IN DESIGN

RISK NAME	RISK CATEGORY (OPTIONAL)	RISK DESCRIPTION	LEVEL OF RISK (OPTIONAL)
3	SAFETY ISSUE	COLLAPSE OF EXISTING COLUMNS DURING ERECTION OF STEEL FRAME. NEW AND EXISTING COLUMNS TO ALIGN CENTRALLY TO AVOID ECCENTRIC FORCES BEING INDUCED ON EXISTING COLUMNS. TEMPORARY WORKS TO TEMPORARY WORKS ENGINEER 'S DETAILS TO BE INSTALLED TO EXISTING COLUMNS TO BRACE THEM UNTIL PERMANENT STEELWORK IS COMPLETELY INSTALLED TO RESIST LATERAL FORCES INDUCED BY RAKING COLUMNS DURING CONSTRUCTION.	Unknown
4	SAFETY ISSUE	STABILITY DURING CONSTRUCTION. CONTRACTOR TO ENSURE TEMPORARY STABILITY OF THE FACADE AND FRAME DURING CONSTRUCTION TO TEMPORARY WORKS ENGINEER 'S DETAILS.	Unknown

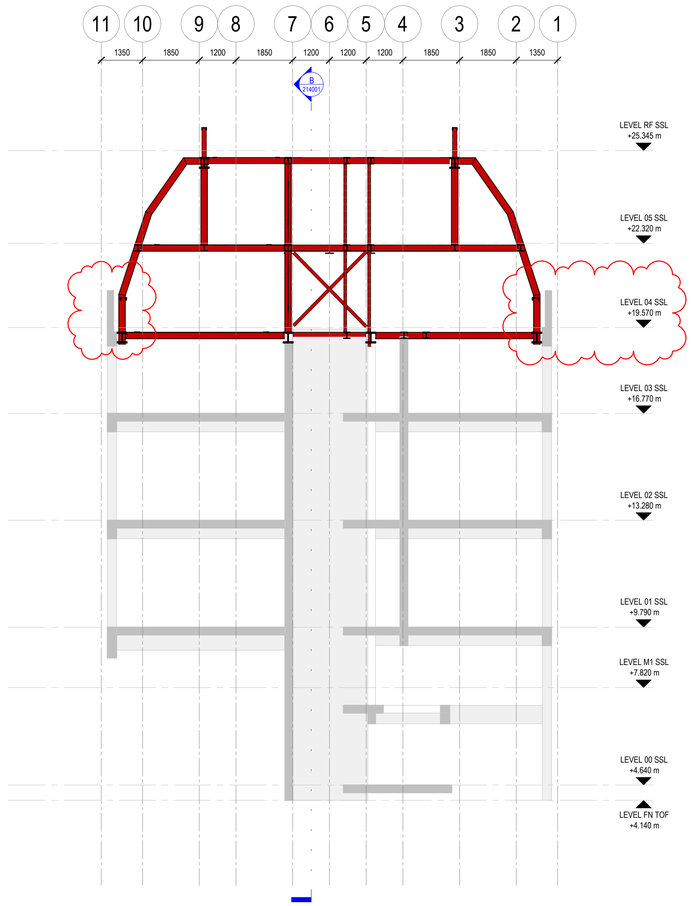

A **BUILDING SECTION A**
1 : 100

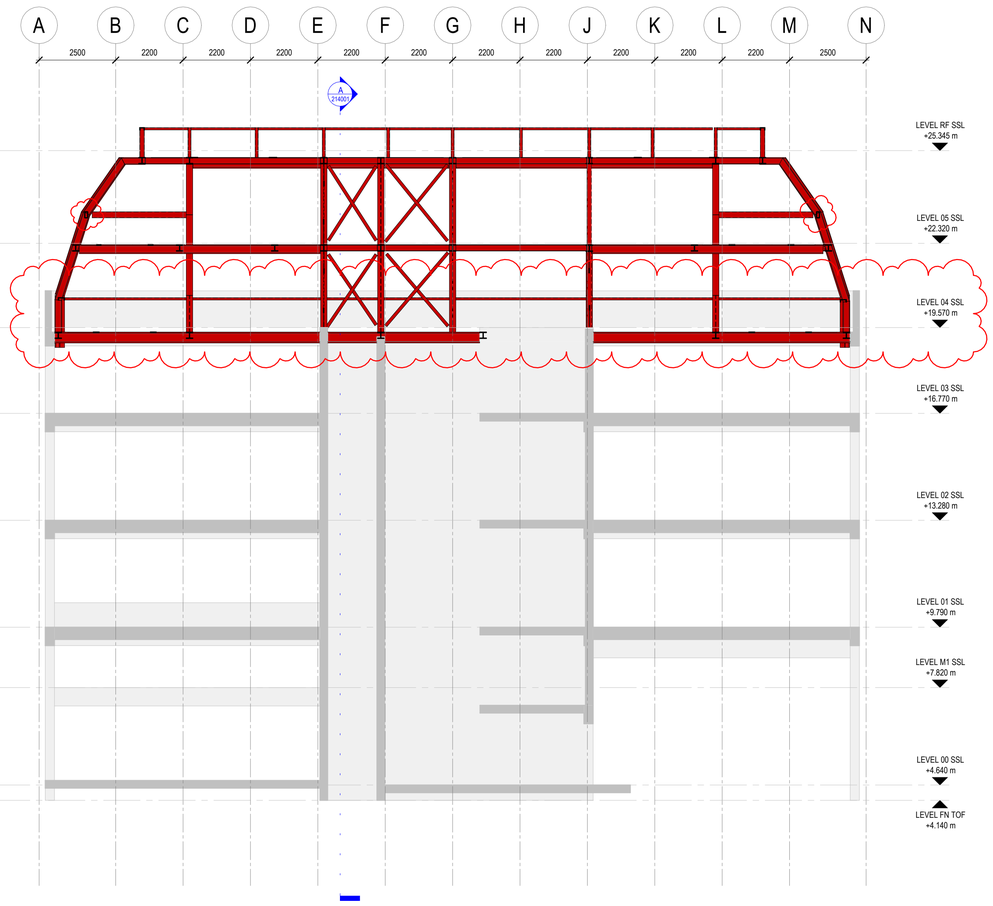

B **BUILDING SECTION B**
1 : 100

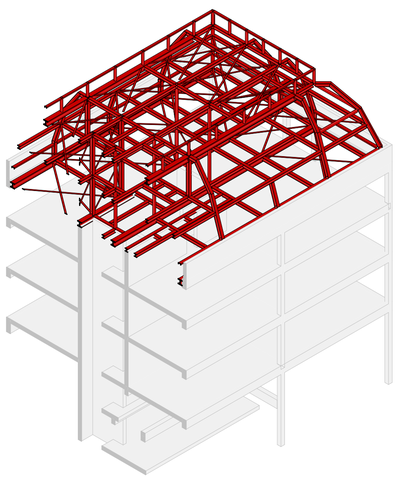

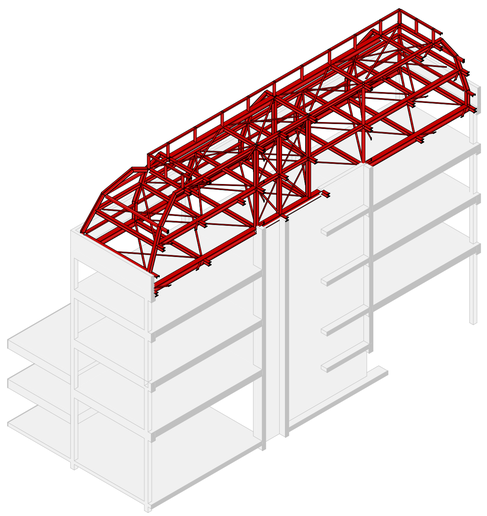

THIS DRAWING SHOULD NOT BE SCALED. ALL DIMENSIONS ARE TO BE VERIFIED ON SITE. ANY DISCREPANCIES SHOULD BE REFERRED TO THE ENGINEER PRIOR TO COMMENCING WORK. THIS DRAWING IS THE PROPERTY OF HDR CONSULTING LIMITED AND IS ISSUED ON THE CONDITION THAT IT IS NOT COPIED, REPRODUCED, RETAINED OR DISCLOSED TO ANY UNAUTHORISED PERSON, EITHER WHOLLY OR IN PART WITHOUT THE CONSENT IN WRITING OF HDR CONSULTING LIMITED, 240 BLACKFRIARS ROAD, LONDON, SE1 8NW.

THIS DRAWING MUST NOT BE USED FOR CONSTRUCTION OR INSTALLATION PURPOSES UNLESS EXPRESSLY STATED. DO NOT SCALE OFF THIS DRAWING, ALWAYS WORK TO NOTED DIMENSIONS. ALL DIMENSIONS MUST BE VERIFIED ON SITE BEFORE COMPLETING SHOP DRAWINGS OR SETTING OUT THE WORKS. ALL DISCREPENCIES TO BE REPORTED BEFORE PROCEEDING. THIS DRAWING IS TO BE READ IN CONJUNCTION WITH ALL DRAWINGS, SCOPE OF WORKS & SPECIFICATIONS AS PREPARED BY HDR. THIS DRAWING IS TO BE READ IN CONJUNCTION WITH ALL ASSOCIATED EXTERNAL DESIGN TEAM DRAWINGS, SPECIFICATION AND INFORMATION.

NOTE:

ALL EXISTING STRUCTURE SHOWN INDICATIVELY. EXISTING STRUCTURAL LAYOUT IS BASED OFF 'MODELLING ARCHITECTURE LTD DRAWINGS A101-A105 ISSUED 12/03/25

REV	DATE	REVISION DESCRIPTION
P02	17/07/26	REVISIONS POST TENDER ISSUE TO INCLUDE RETAINED RING BEAM AND ADDITIONAL STEELWORK FOR CLADDING SUPPORT
P01	16/01/26	STAGE 3 ISSUE.

SUITABILITY STATUS:

A3 - STAGE 3 AUTHORISED / ACCEPTED

240 Blackfriars Road
London
SE1 8NW
United Kingdom

t: +44 (0)20 7429 3333
e: info@hdrinc.com
w: www.hdrinc.com

CLIENT:

227 SBR LTD, LONDON

PROJECT:

227 SHEPHERDS BUSH ROAD

TITLE:

PROPOSED WORKS
BUILDING SECTIONS

HDR NUMBER:	REV DRAWN BY:	REV CHKD/APPD BY:
10428560	SM	DS/GLC
MODEL NAME:	**REV DATE:**	**SCALE @ A1:**
10428560-HDR-ZZ-XX-M3-S-209100	17/07/26	1 : 100

DRAWING NUMBER: **10428560-HDR-ZZ-ZZ-DR-S-214001**

REVISION: **P02**

cm 0 1 2 3 4 5 Plot Check v.24.2

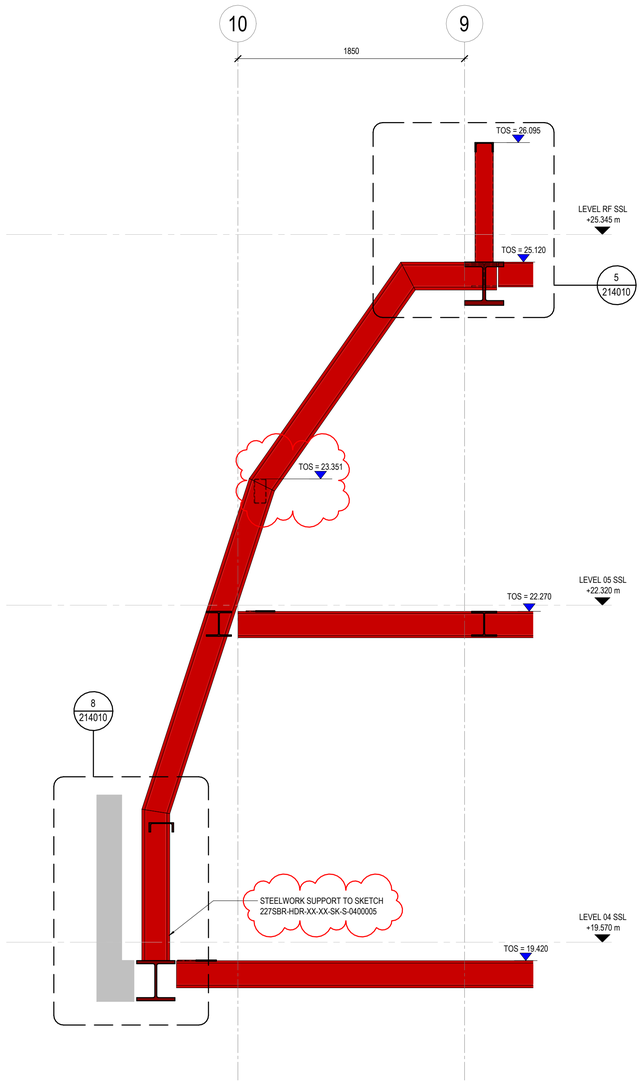

1 TYPICAL CRANKED FRAME SECTION
1 : 25

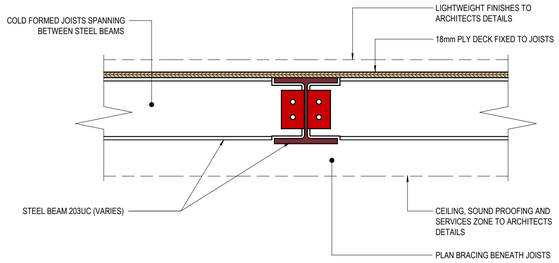

2 TYPICAL FLOOR SECTION
1 : 10

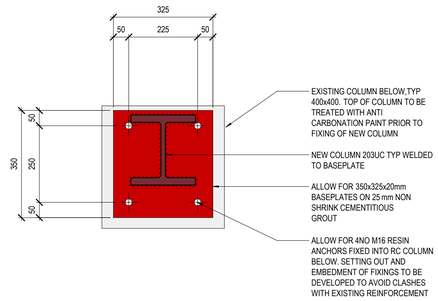

3 TYPICAL NEW STEEL COLUMN TO EXISTING RC COLUMN CONNECTION INTENT
1 : 10

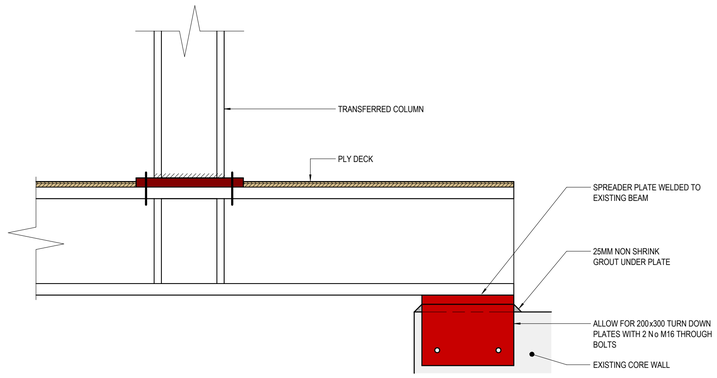

4 TYPICAL STEEL BEAM TO EXISTING RC CORE WALL INTERFACE
1 : 10

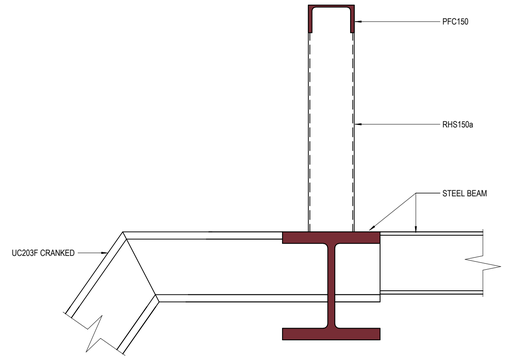

5 TYPICAL UPSTAND DETAIL
1 : 10

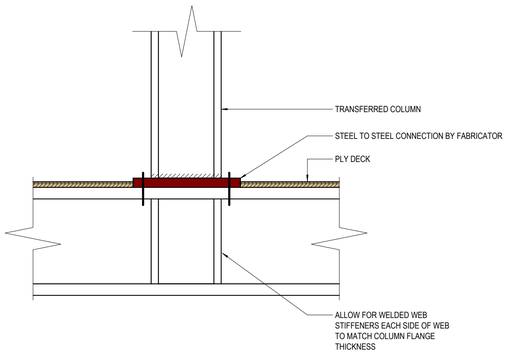

6 TYPICAL TRANSFER BEAM TO COLUMN INTERFACE
1 : 10

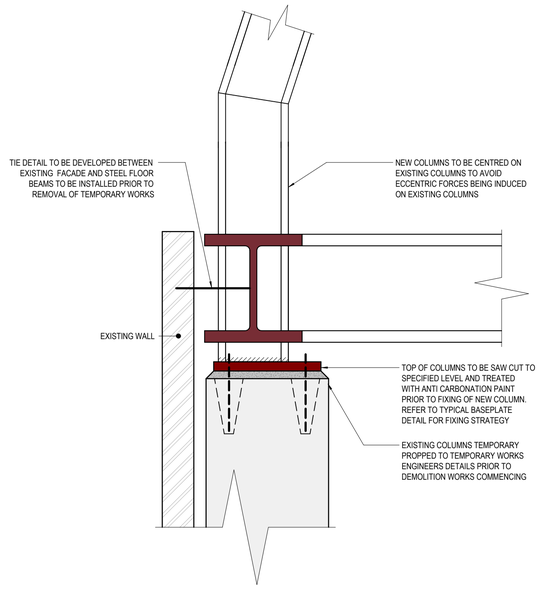

7 TYPICAL RC TO STEEL COLUMN CONNECTION INTENT
1 : 10

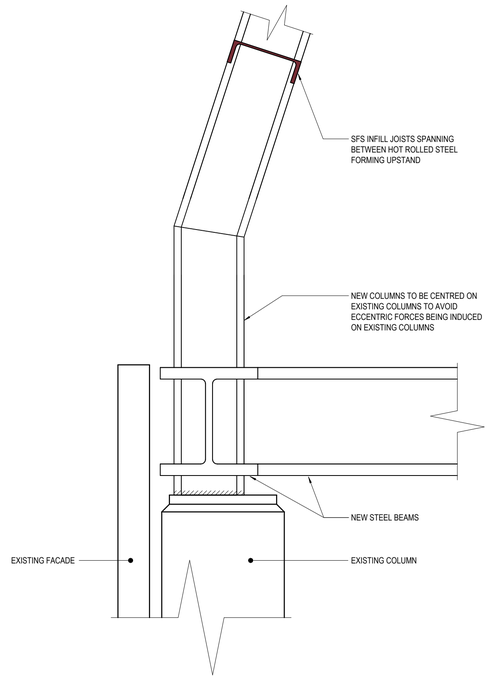

8 TYPICAL BALCONY BALUSTRADE DETAIL
1 : 10

THIS DRAWING SHOULD NOT BE SCALED. ALL DIMENSIONS ARE TO BE VERIFIED ON SITE. ANY DISCREPANCIES SHOULD BE REFERRED TO THE ENGINEER PRIOR TO COMMENCING WORK. THIS DRAWING IS THE PROPERTY OF HDR CONSULTING LIMITED AND IS ISSUED ON THE CONDITION THAT IT IS NOT COPIED, REPRODUCED, RETAINED OR DISCLOSED TO ANY UNAUTHORISED PERSON, EITHER WHOLLY OR IN PART WITHOUT THE CONSENT IN WRITING OF HDR CONSULTING LIMITED, 240 BLACKFRIARS ROAD, LONDON, SE1 8NW.

THIS DRAWING MUST NOT BE USED FOR CONSTRUCTION OR INSTALLATION PURPOSES UNLESS EXPRESSLY STATED. DO NOT SCALE OFF THIS DRAWING, ALWAYS WORK TO NOTED DIMENSIONS. ALL DIMENSIONS MUST BE VERIFIED ON SITE BEFORE COMPLETING SHOP DRAWINGS OR SETTING OUT THE WORKS. ALL DISCREPENCIES TO BE REPORTED BEFORE PROCEEDING. THIS DRAWING IS TO BE READ IN CONJUNCTION WITH ALL DRAWINGS, SCOPE OF WORKS & SPECIFICATIONS AS PREPARED BY HDR. THIS DRAWING IS TO BE READ IN CONJUNCTION WITH ALL ASSOCIATED EXTERNAL DESIGN TEAM DRAWINGS, SPECIFICATION AND INFORMATION.

NOTES

1. ALL STEEL MEMBERS ARE TO POSITIONED CENTRALLY ON GRIDS UNO.
2. BEAMS TO BE CENTRED ON COLUMNS UNLESS NOTED OTHERWISE.
3. ALL MOMENTS, FORCES AND LOADS SHOWN ARE ULTIMATE VALUES.
4. MOMENT FORCES DO NOT INCLUDE THE ADDITIONAL CONNECTION FORCES DUE TO CONNECTION ECCENTRICITY.
5. ALL STEEL TO STEEL CONNECTIONS TO BE DESIGNED BY STEELWORK FABRICATOR, INCLUDING COLUMN BASEPLATES.
6. PAINTING AND PREPARATION AND PROTECTIVE COATINGS OF STEELWORK TO BE IN ACCORDANCE WITH THE SPECIFICATION.
7. ALL BOLTS TO BE GRADE 8.8 (UNO).
8. REFER TO THE SPECIFICATION FOR FULL DETAILS.
9. STEEL GRADE AND SUBGRADE SHALL BE AS SHOWN ON THE DESIGN DRAWINGS.
10. ALLOWANCE TO BE MADE FOR HORIZONTAL BRACING TO BE SUSPENDED FROM FLOOR PURLINS AT REGULAR INTERVALS (1/3) SPAN. CONNECTION TO BE A BOLT ON SLOTTED CONNECTOR AND PURLINS TO HAVE STIFFENERS AT BRACING LOCATIONS.

LEGEND

CUT	PRO	
		EXISTING STRUCTURE TO REMAIN (MATERIAL VARIES)
		PRIMARY STRUCTURAL STEEL FRAME
		SECONDARY STEEL FRAME

PROPOSED 150 DP COLD FORMED STEEL JOISTS TO KINGSPAN (OR SIMILAR APPROVED) DETAILS. JOISTS TOPPED WITH 18MM FLOORING GRADE PARTICLE BOARD OR SIMILAR. AFFIXED USING APPROPRIATE SELF-DRILLING, SELF-TAPPING SCREWS AT A SPACING NOT GREATER THAN 1150mm ALONG THE SPAN TO PROVIDE TORSIONAL STIFFNESS. JOISTS ARE TO SPAN INTO THE WEB OF THE BEAMS TO MINIMISE THE FLOOR PROFILE, WITH A CLEATED CONNECTION BETWEEN THE JOIST AND BEAM. THE TOPPING IS TO BE CONTINUOUS OVER THE BEAMS TO PROVIDE A UNIFORM AND UNINTERRUPTED FLOOR LEVEL.

STEEL FRAMING SYSTEM AND EXTERNAL CLADDING (TO BE CONFIRMED BY ARCHITECT)

REV	DATE	REVISION DESCRIPTION
P02	17/07/26	REVISIONS POST TENDER ISSUE TO INCLUDE RETAINED RING BEAM AND ADDITIONAL STEELWORK FOR CLADDING SUPPORT
P01	16/01/26	STAGE 3 ISSUE

SUITABILITY STATUS:

A3 - STAGE 3 AUTHORISED / ACCEPTED

240 Blackfriars Road
London
SE1 8NW
United Kingdom

t: +44 (0)20 7429 3333
e: info@hdrinc.com
w: www.hdrinc.com

CLIENT:
227 SBR LTD, LONDON

PROJECT:
227 SHEPHERDS BUSH ROAD

TITLE:
PROPOSED WORKS
TYPICAL DETAILS
SHEET 01

HDR NUMBER:	REV DRAWN BY:	REV CHKD/APPD BY:
10428560	SM	DS/GLC
MODEL NAME:	REV DATE:	SCALE @ A1:
10428560-HDR-ZZ-XX-M3-S-209100	17/07/26	As indicated

DRAWING NUMBER: **10428560-HDR-ZZ-ZZ-DR-S-214010**
REVISION: **P02**

cm 0 1 2 3 4 5 Plot Check v.24.2